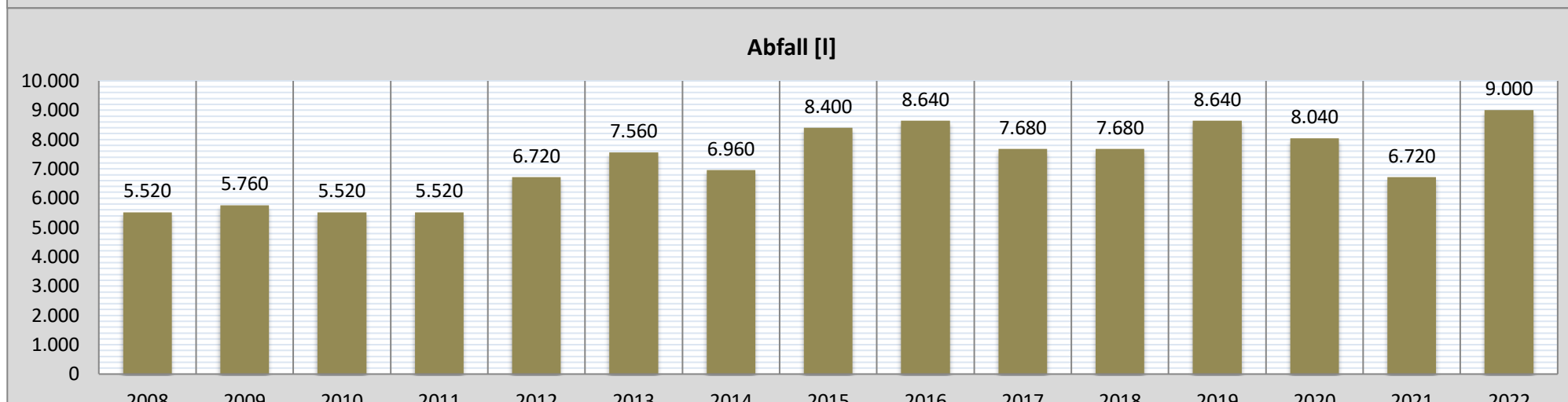
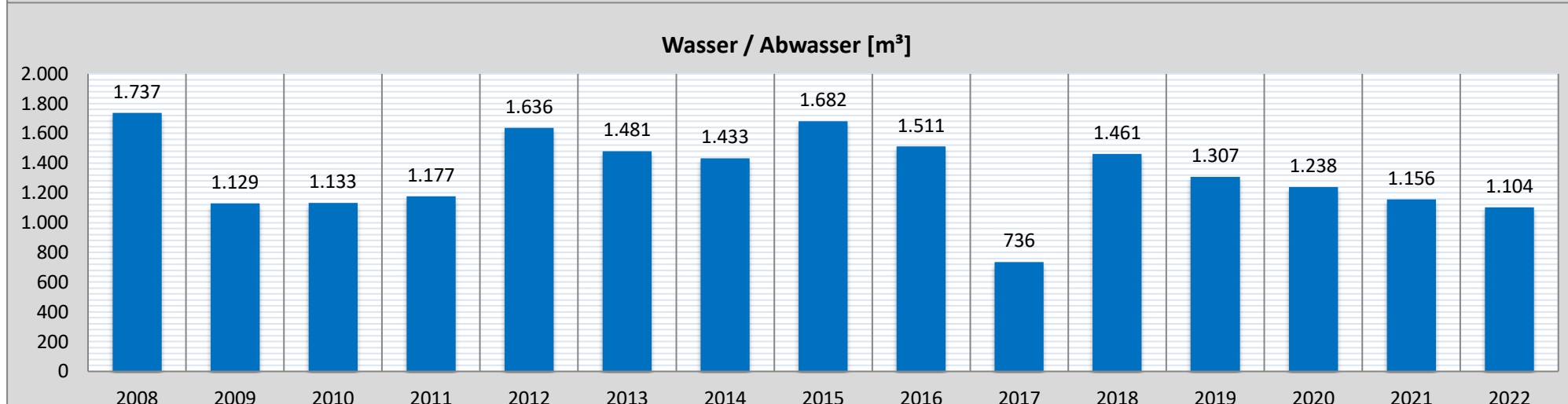
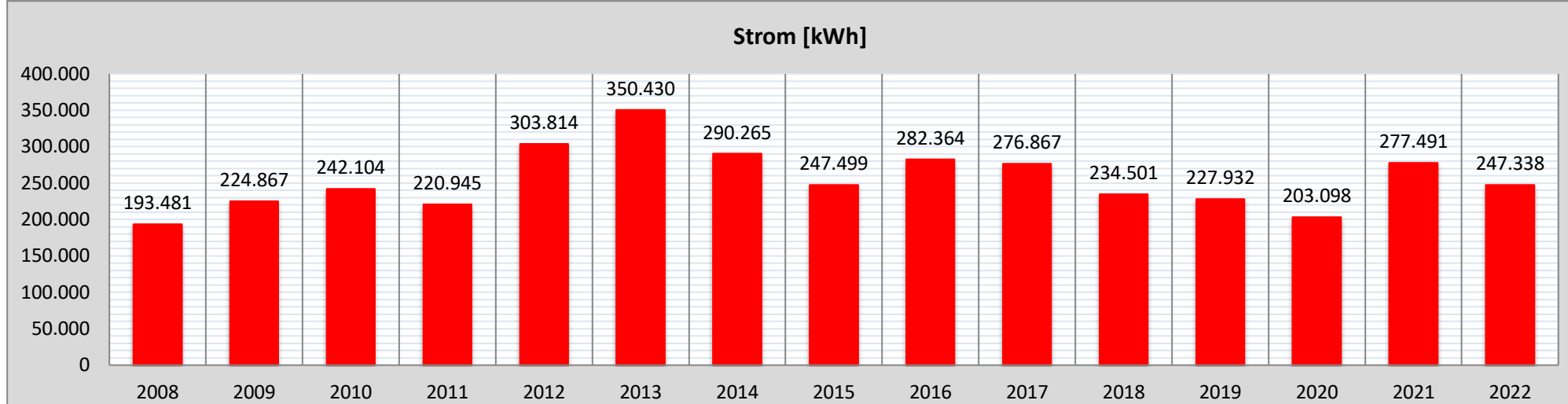
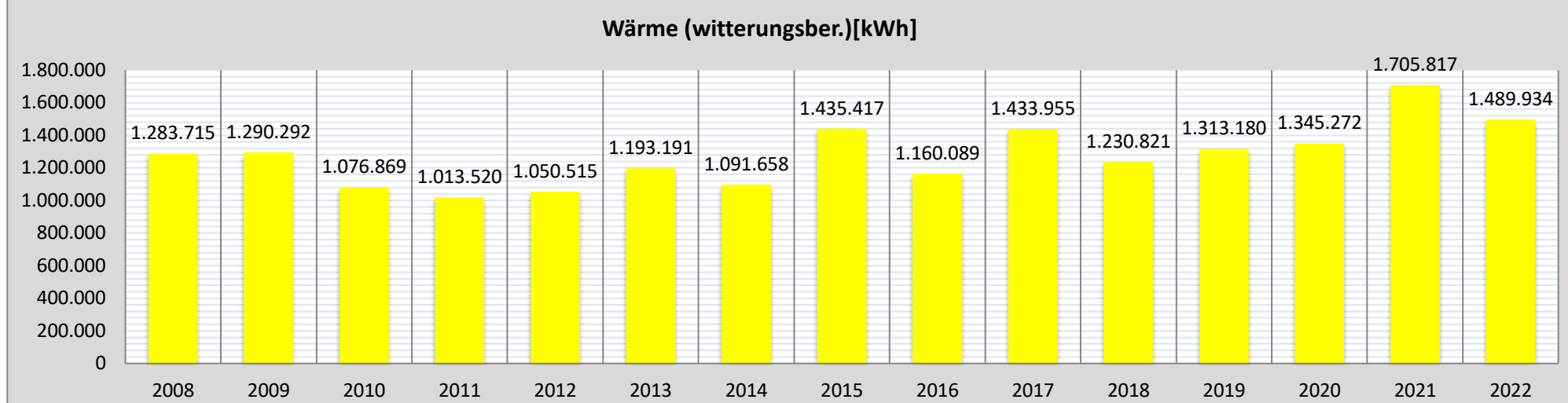


Schuldatenblatt

Energieverbrauch und -kosten



Schule	Melibokusschule	Schul-Nr.	1-2
Straße, Nr.	Bahnhofstraße 43		
Stadt	64665 Alsbach-Hähnlein		
Schulform(en)	Kooperative Gesamtschule (Sek. I)		



Jahr	Verbrauch					Kosten			
	Wärme		Strom [kWh]	Wasser/ Abwasser [m³]	Abfall [l]	Wärme [EUR]	Strom [EUR]	Wasser/ Abwasser [EUR]	Abfall [EUR]
	gemessen [kWh]	witterungsber. [kWh]							
2008	1.081.387	1.283.715	193.481	1.737	5.520	60.753	28.647	5.923	6.048
2009	1.065.301	1.290.292	224.867	1.129	5.760	65.379	40.878	3.895	5.916
2010	1.054.720	1.076.869	242.104	1.133	5.520	54.555	45.002	3.711	5.119
2011	780.171	1.013.520	220.945	1.177	5.520	51.142	36.918	3.760	5.119
2012	916.360	1.050.515	303.814	1.636	6.720	59.551	50.813	4.048	5.166
2013	1.098.501	1.193.191	350.430	1.481	7.560	69.798	67.895	3.538	5.341
2014	811.220	1.091.658	290.265	1.433	6.960	53.535	57.660	7.049	3.755
2015	1.163.034	1.435.417	247.499	1.682	8.400	58.681	45.817	7.011	3.442
2016	970.379	1.160.089	282.364	1.511	8.640	49.945	54.764	4.267	3.312
2017	1.189.708	1.433.955	276.867	736	7.680	60.985	55.133	2.579	2.805
2018	923.901	1.230.821	234.501	1.461	7.680	39.179	45.738	4.769	3.186
2019	1.046.655	1.313.180	227.932	1.307	8.640	48.367	47.617	4.304	3.688
2020	1.012.396	1.345.272	203.098	1.238	8.040	40.756	45.589	4.697	3.627
2021	1.498.039	1.705.817	277.491	1.156	6.720	65.739	59.883	4.635	3.480
2022	1.108.829	1.489.934	247.338	1.104	9.000	52.464	46.606	4.573	3.663

Maßnahmen (Jahr der Fertigstellung)

2011	Sanierung des Schulgebäudes
------	-----------------------------