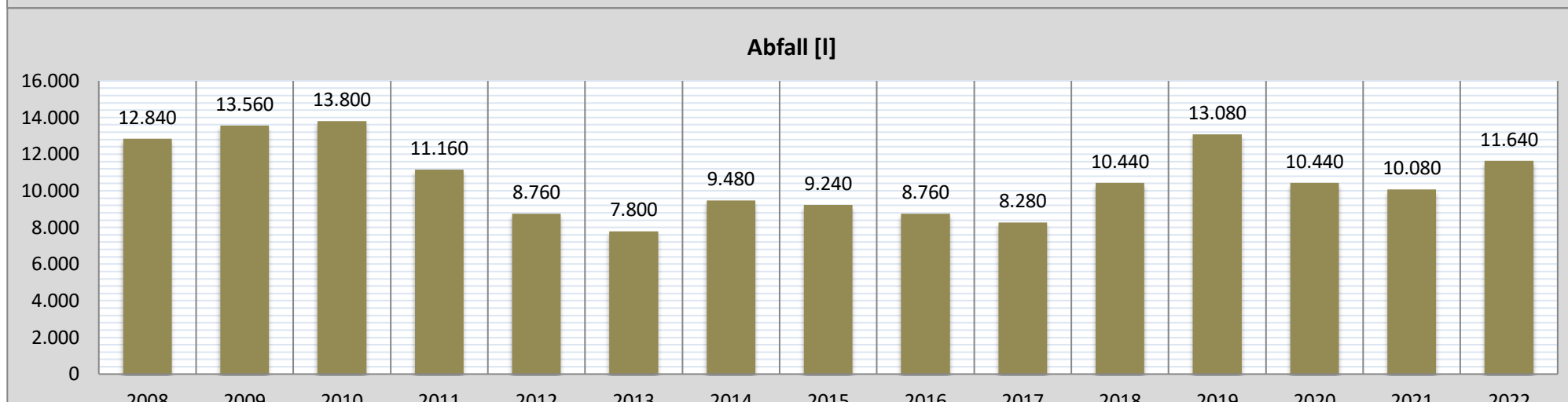
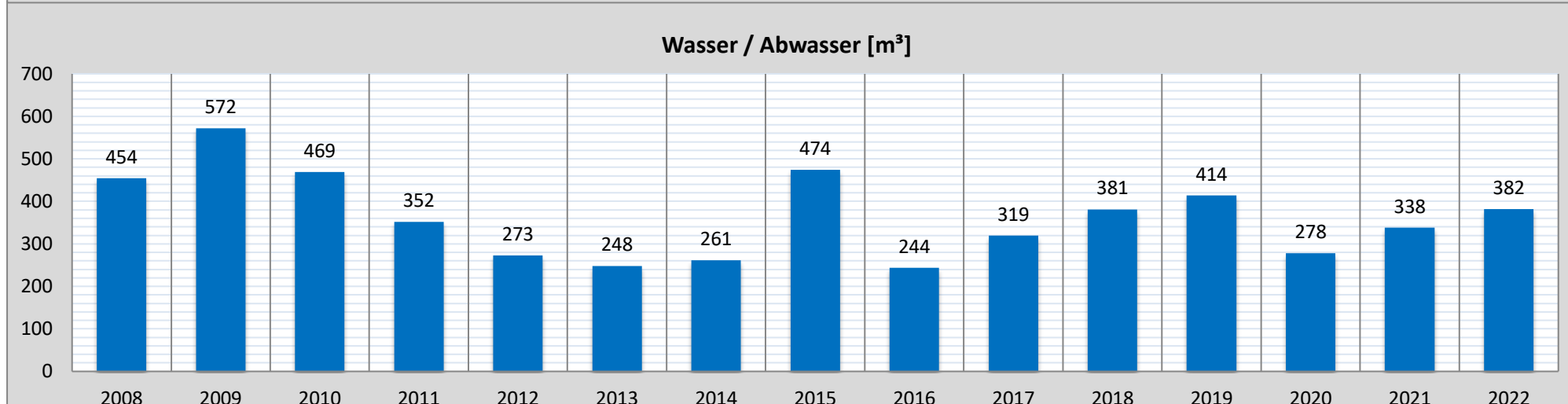
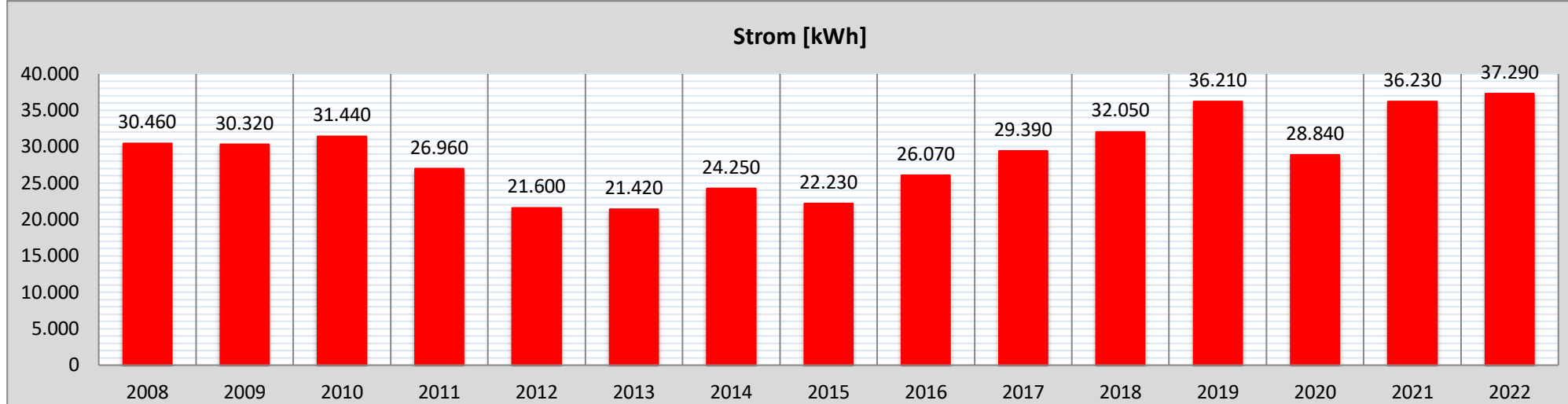
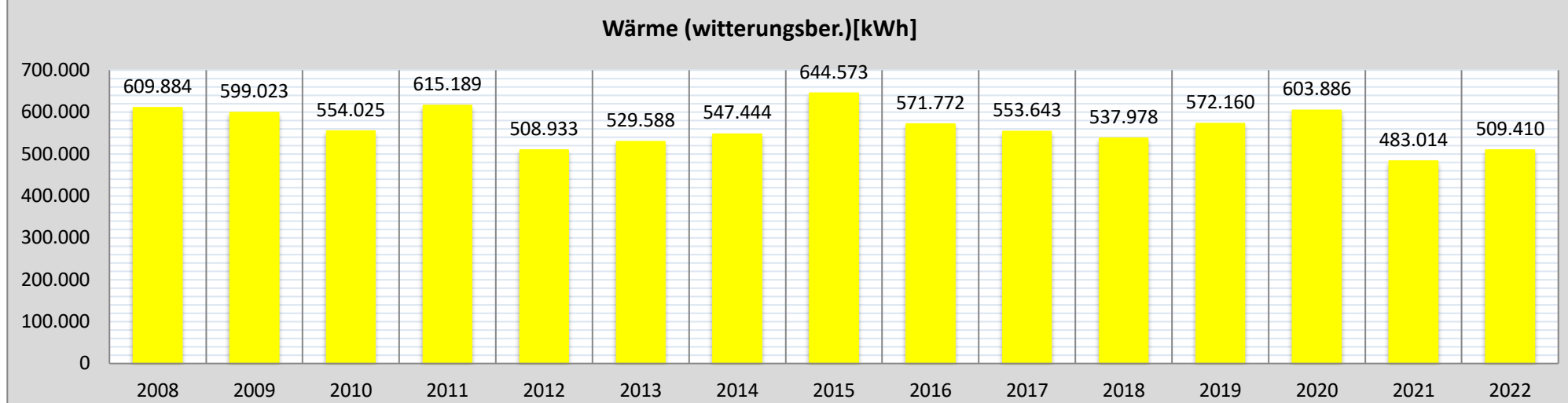


# Schuldatenblatt

## Energieverbrauch und -kosten



|               |                              |           |      |
|---------------|------------------------------|-----------|------|
| Schule        | Wendelinusschule             | Schul-Nr. | 10-3 |
| Straße, Nr.   | Weidweg 12                   |           |      |
| Stadt         | 64823 Groß-Umstadt           |           |      |
| Schulform(en) | Grundschule in Klein-Umstadt |           |      |



| Jahr | Verbrauch         |                         |                |                             |               | Kosten         |                |                              |                 |
|------|-------------------|-------------------------|----------------|-----------------------------|---------------|----------------|----------------|------------------------------|-----------------|
|      | Wärme             |                         | Strom<br>[kWh] | Wasser/<br>Abwasser<br>[m³] | Abfall<br>[l] | Wärme<br>[EUR] | Strom<br>[EUR] | Wasser/<br>Abwasser<br>[EUR] | Abfall<br>[EUR] |
|      | gemessen<br>[kWh] | witterungsber.<br>[kWh] |                |                             |               |                |                |                              |                 |
| 2008 | 513.760           | 609.884                 | 30.460         | 454                         | 12.840        | 37.419         | 6.214          | 1.975                        | 1.358           |
| 2009 | 494.570           | 599.023                 | 30.320         | 572                         | 13.560        | 37.516         | 6.357          | 2.471                        | 1.403           |
| 2010 | 542.630           | 554.025                 | 31.440         | 469                         | 13.800        | 33.898         | 5.598          | 2.561                        | 2.208           |
| 2011 | 473.550           | 615.189                 | 26.960         | 352                         | 11.160        | 37.088         | 5.843          | 2.270                        | 1.786           |
| 2012 | 443.940           | 508.933                 | 21.600         | 273                         | 8.760         | 41.480         | 4.852          | 1.967                        | 1.412           |
| 2013 | 487.560           | 529.588                 | 21.420         | 248                         | 7.800         | 46.624         | 5.301          | 1.900                        | 1.248           |
| 2014 | 406.810           | 547.444                 | 24.250         | 261                         | 9.480         | 29.181         | 5.899          | 2.053                        | 1.517           |
| 2015 | 522.260           | 644.573                 | 22.230         | 474                         | 9.240         | 28.106         | 5.150          | 3.063                        | 1.478           |
| 2016 | 478.270           | 571.772                 | 26.070         | 244                         | 8.760         | 24.061         | 6.072          | 2.096                        | 1.314           |
| 2017 | 459.340           | 553.643                 | 29.390         | 319                         | 8.280         | 23.128         | 7.104          | 2.452                        | 1.154           |
| 2018 | 403.827           | 537.978                 | 32.050         | 381                         | 10.440        | 17.173         | 7.569          | 2.773                        | 1.648           |
| 2019 | 456.050           | 572.160                 | 36.210         | 414                         | 13.080        | 21.496         | 8.922          | 2.932                        | 1.948           |
| 2020 | 454.460           | 603.886                 | 28.840         | 278                         | 10.440        | 19.502         | 7.356          | 2.248                        | 1.650           |
| 2021 | 424.180           | 483.014                 | 36.230         | 338                         | 10.080        | 20.773         | 9.263          | 2.420                        | 1.569           |
| 2022 | 379.110           | 509.410                 | 37.290         | 382                         | 11.640        | 18.059         | 7.820          | 3.784                        | 2.002           |

**Maßnahmen (Jahr der Fertigstellung)**

|          |                              |
|----------|------------------------------|
| bis 2011 | inklusive Schule am Amorbach |
| 2017     | Inbetriebnahme der Mensa     |