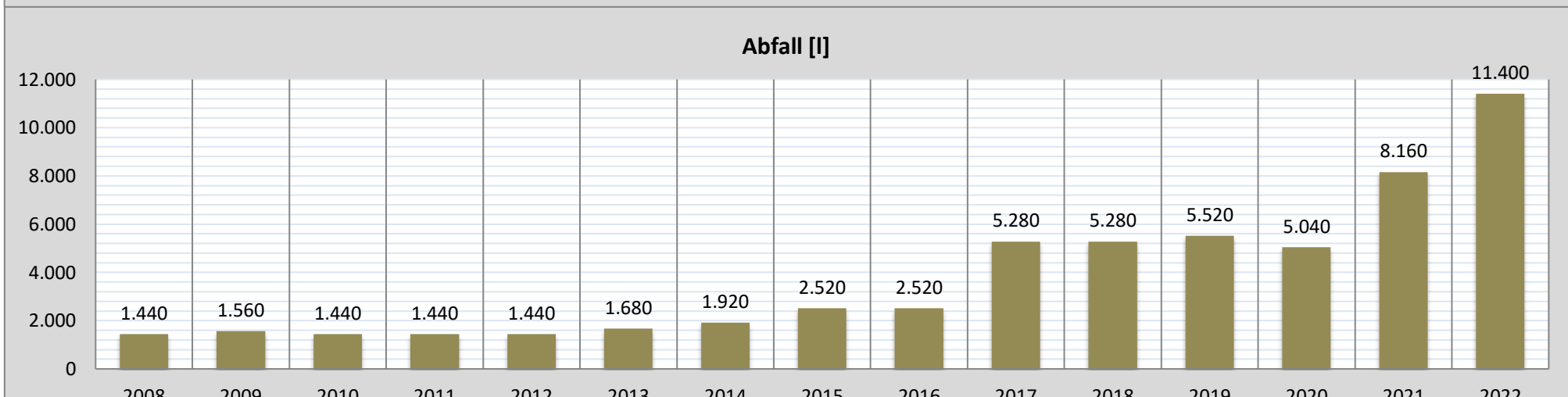
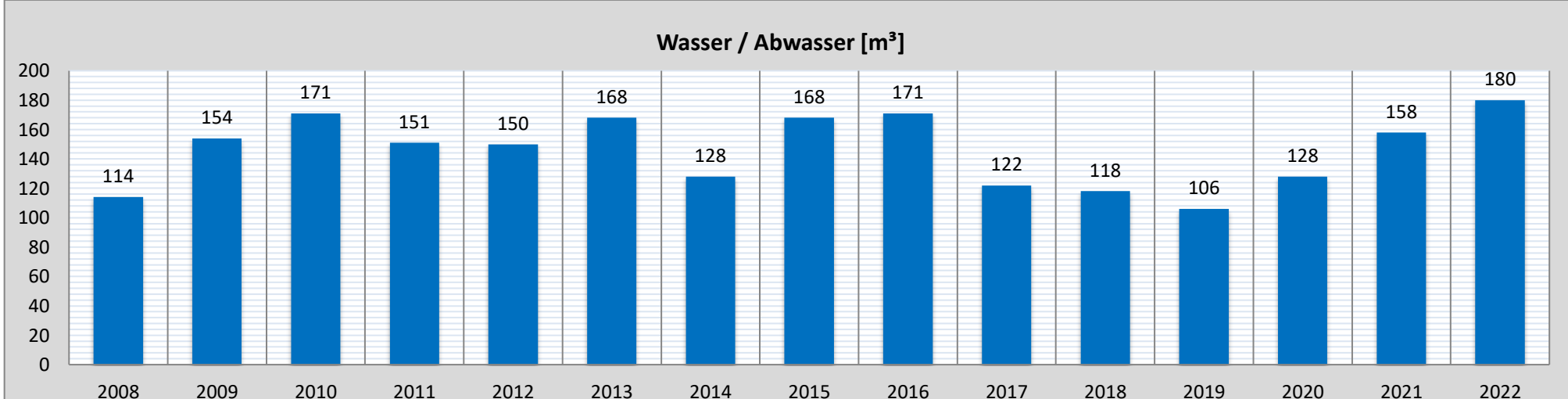
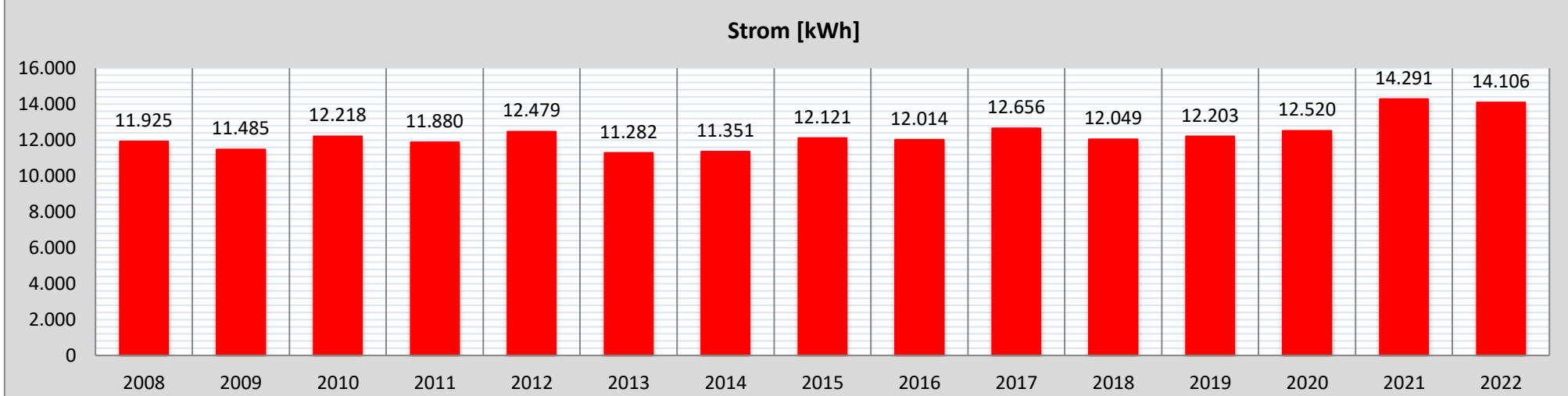
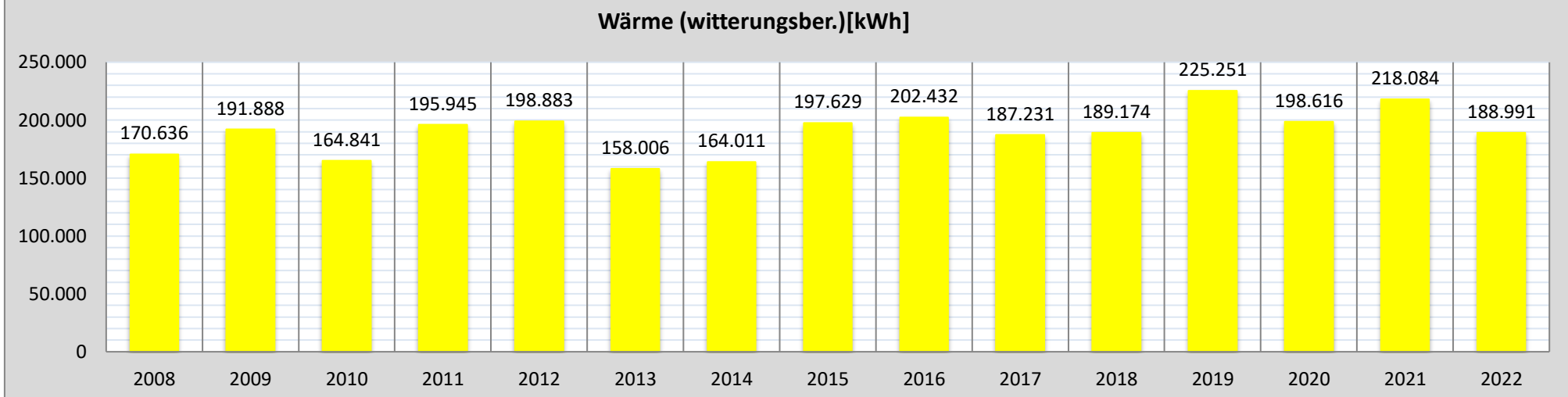


Schuldatenblatt

Energieverbrauch und -kosten



Schule	Ludwig-Glock-Schule	Schul-Nr.	12-1
Straße, Nr.	Seegartenstraße 18		
Stadt	64409 Messel		
Schulform(en)	Grundschule		



Jahr	Verbrauch					Kosten			
	Wärme		Strom [kWh]	Wasser/ Abwasser [m³]	Abfall [l]	Wärme [EUR]	Strom [EUR]	Wasser/ Abwasser [EUR]	Abfall [EUR]
	gemessen [kWh]	witterungsber. [kWh]							
2008	143.742	170.636	11.925	114	1.440	12.924	2.466	604	152
2009	158.428	191.888	11.485	154	1.560	16.181	2.436	798	161
2010	161.451	164.841	12.218	171	1.440	10.494	2.202	880	230
2011	150.831	195.945	11.880	151	1.440	12.581	2.599	783	230
2012	173.485	198.883	12.479	150	1.440	17.358	2.822	779	230
2013	145.467	158.006	11.282	168	1.680	12.539	2.812	773	279
2014	121.878	164.011	11.351	128	1.920	11.524	2.343	772	307
2015	160.127	197.629	12.121	168	2.520	9.910	2.388	949	403
2016	169.328	202.432	12.014	171	2.520	9.321	2.853	305	403
2017	155.340	187.231	12.656	122	5.280	8.024	3.111	726	739
2018	142.001	189.174	12.049	118	5.280	6.206	2.908	708	826
2019	179.540	225.251	12.203	106	5.520	8.611	3.084	733	828
2020	149.470	198.616	12.520	128	5.040	6.605	3.272	911	806
2021	191.520	218.084	14.291	158	8.160	9.547	3.739	1.076	1.247
2022	140.650	188.991	14.106	180	11.400	6.704	3.045	1.192	1.879