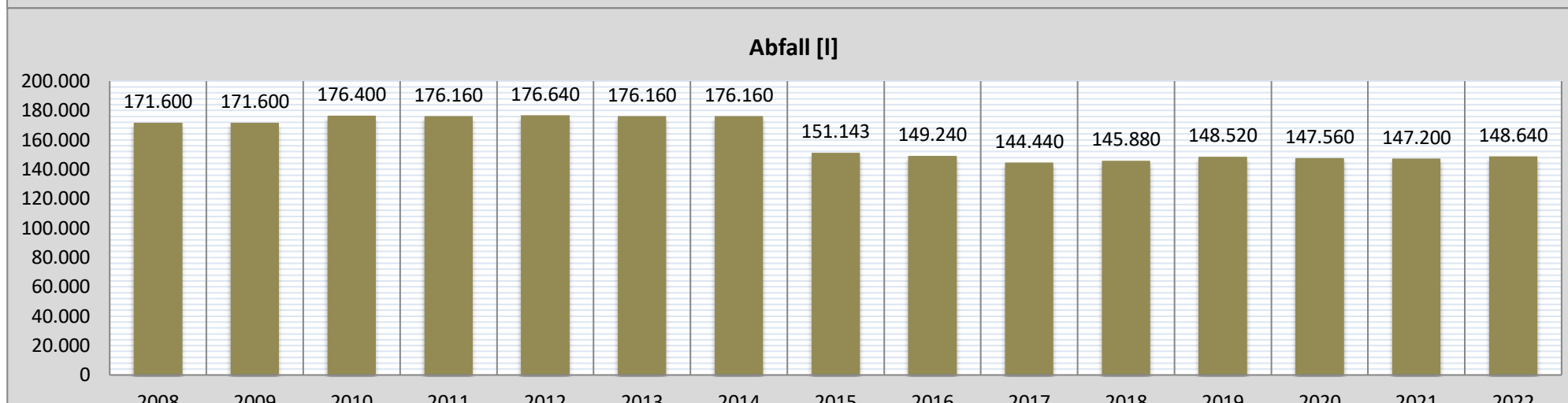
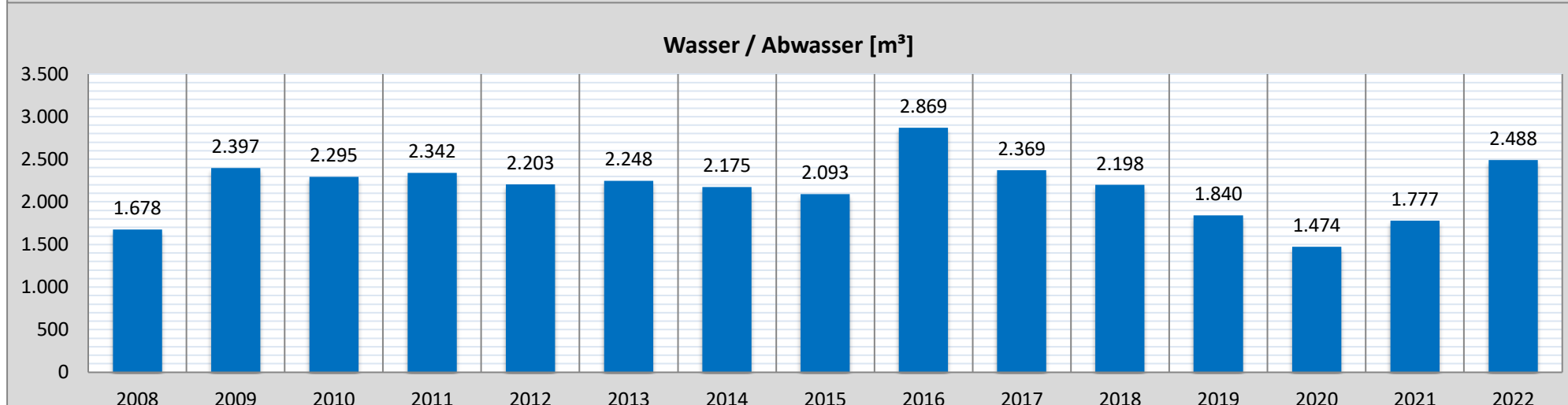
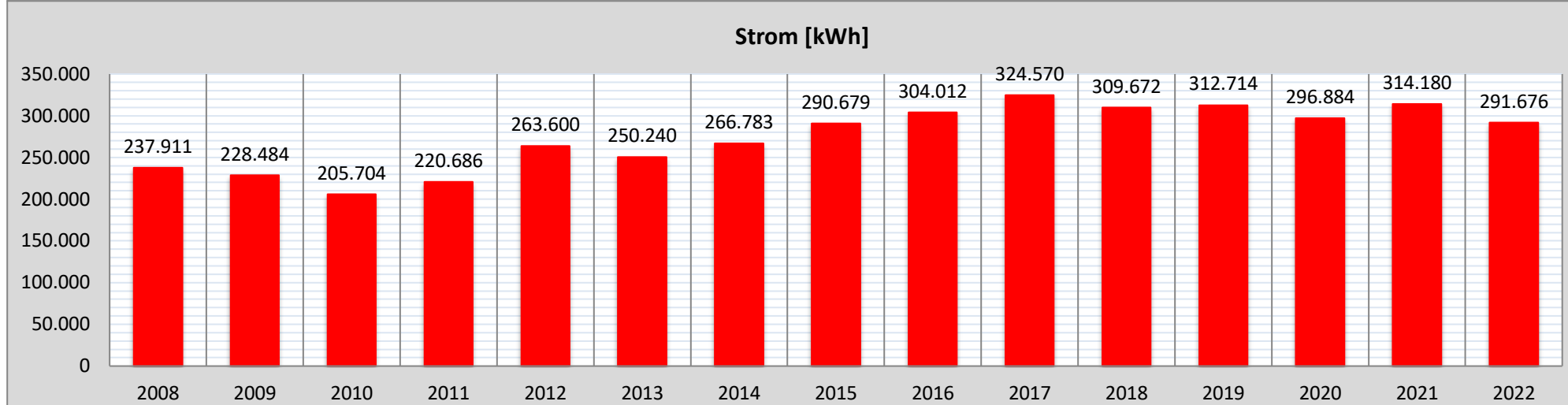
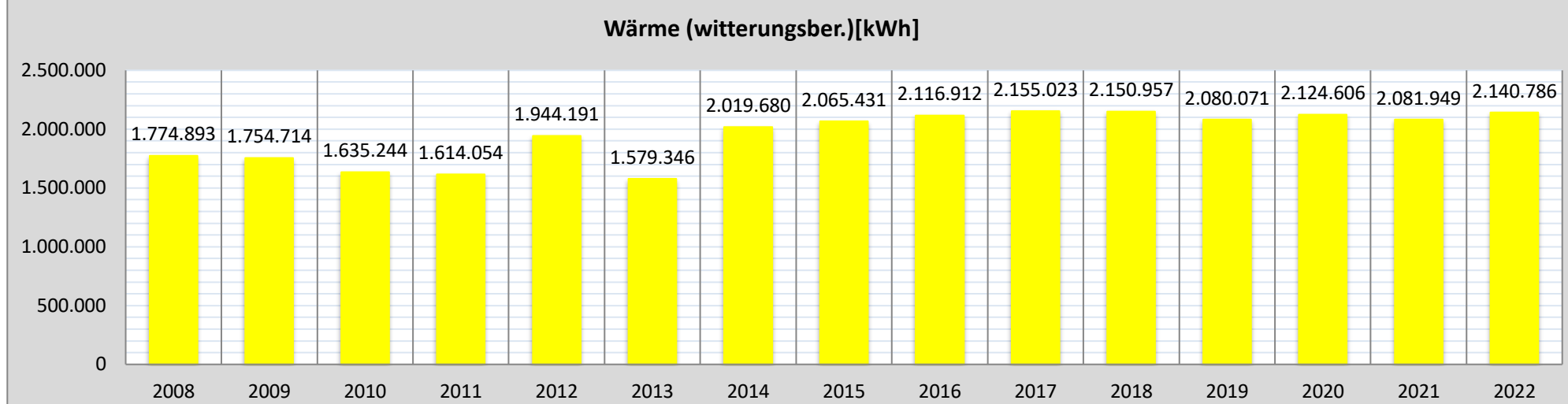


# Schuldatenblatt

## Energieverbrauch und -kosten



Schule	Friedrich-Ebert-Schule I	Schul-Nr.	18-5
Straße, Nr.	Ringstraße 51 - 61		
Stadt	64319 Pfungstadt		
Schulform(en)	Schulformbezogene (Kooperative) Gesamtschule (Sek. I und II)		



Jahr	Verbrauch					Kosten			
	Wärme		Strom [kWh]	Wasser/ Abwasser [m³]	Abfall [l]	Wärme [EUR]	Strom [EUR]	Wasser/ Abwasser [EUR]	Abfall [EUR]
	gemessen [kWh]	witterungsber. [kWh]							
2008	1.495.150	1.774.893	237.911	1.678	171.600	112.444	29.361	8.591	18.144
2009	1.448.740	1.754.714	228.484	2.397	171.600	113.829	34.551	12.345	17.749
2010	1.601.610	1.635.244	205.704	2.295	176.400	102.278	26.799	10.938	15.627
2011	1.242.440	1.614.054	220.686	2.342	176.160	96.412	30.893	12.300	15.613
2012	1.695.910	1.944.191	263.600	2.203	176.640	156.507	38.467	11.197	15.640
2013	1.454.010	1.579.346	250.240	2.248	176.160	139.497	41.509	11.383	15.613
2014	1.500.840	2.019.680	266.783	2.175	176.160	136.327	46.457	11.081	15.613
2015	1.673.498	2.065.431	290.679	2.093	151.143	86.281	48.394	13.327	13.896
2016	1.770.734	2.116.912	304.012	2.869	149.240	94.060	53.122	16.779	12.993
2017	1.787.955	2.155.023	324.570	2.369	144.440	90.931	64.974	15.824	9.664
2018	1.614.590	2.150.957	309.672	2.198	145.880	74.921	61.478	14.609	9.846
2019	1.657.955	2.080.071	312.714	1.840	148.520	80.389	59.388	11.755	10.880
2020	1.598.891	2.124.606	296.884	1.474	147.560	70.817	71.109	9.743	11.621
2021	1.828.356	2.081.949	314.180	1.777	147.200	90.497	75.127	11.806	11.539
2022	1.593.203	2.140.786	291.676	2.488	148.640	75.721	61.626	15.173	12.254

**Maßnahmen (Jahr der Fertigstellung)**

2014	Neubau Sekundarstufe II
------	-------------------------