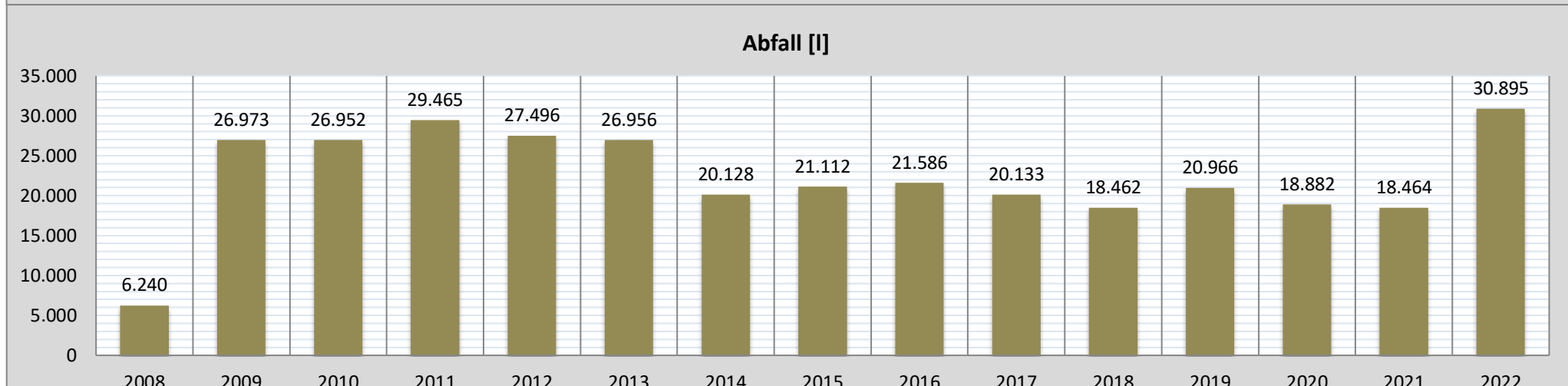
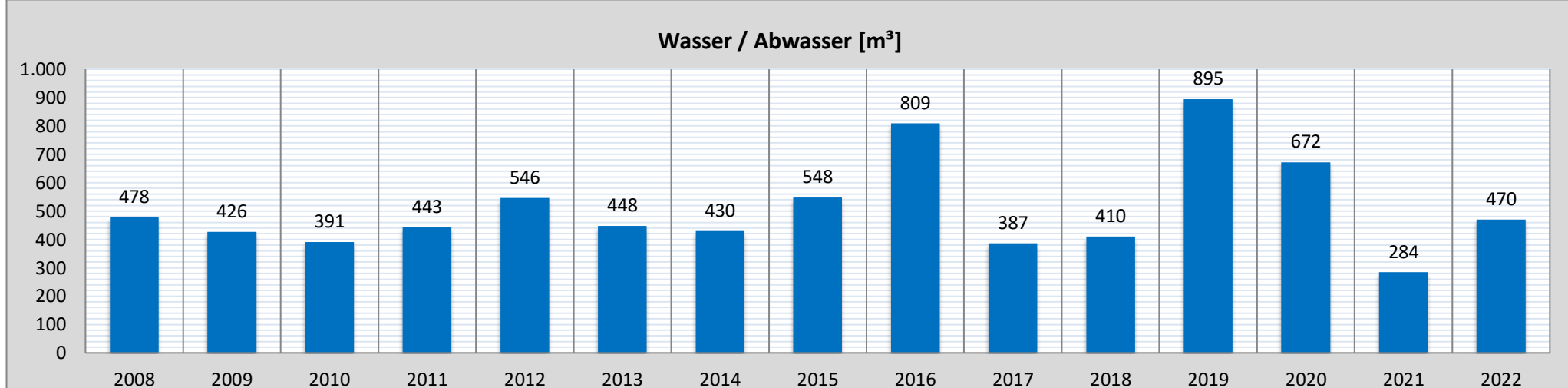
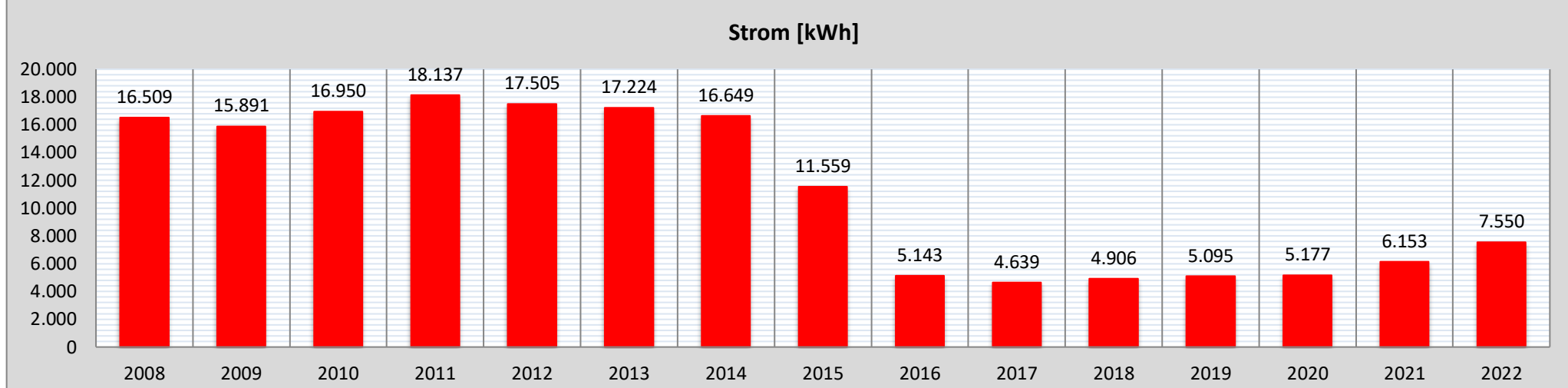
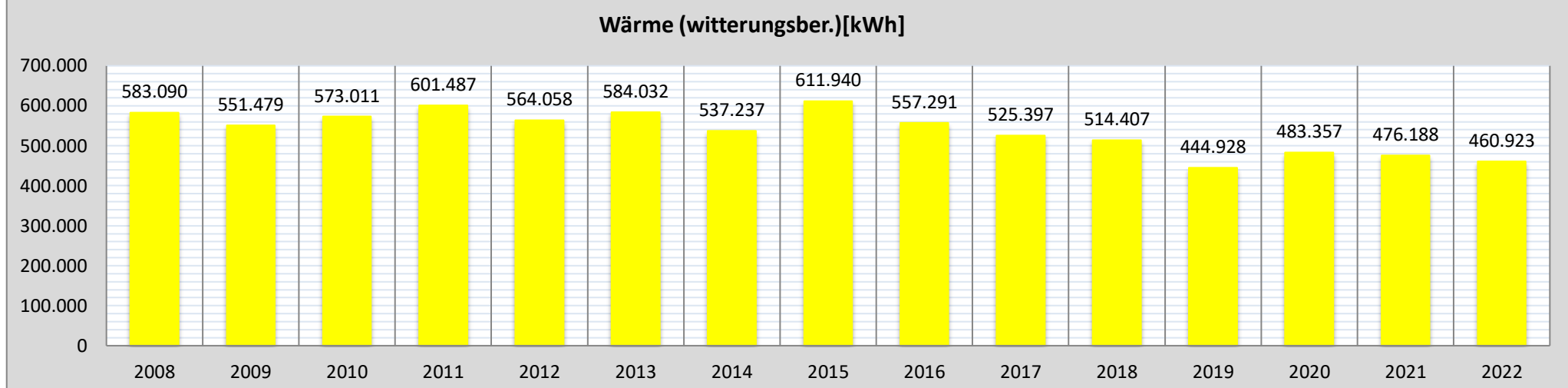


# Schuldatenblatt

## Energieverbrauch und -kosten



Schule Straße, Nr. Stadt Schulform(en)	Bachgauschule	Schul-Nr.	2-6
	Martin-Luther-Straße 13		
	64832 Babenhausen		
	Oberstufengymnasium (Sek. II)		



Jahr	Verbrauch					Kosten			
	Wärme		Strom [kWh]	Wasser/ Abwasser [m³]	Abfall [l]	Wärme [EUR]	Strom [EUR]	Wasser/ Abwasser [EUR]	Abfall [EUR]
	gemessen [kWh]	witterungsber. [kWh]							
2008	491.188	583.090	16.509	478	6.240	36.128	2.222	2.481	660
2009	455.316	551.479	15.891	426	26.973	31.013	2.547	2.356	2.438
2010	561.225	573.011	16.950	391	26.952	31.371	2.233	3.517	2.432
2011	463.003	601.487	18.137	443	29.465	25.021	2.991	3.745	2.647
2012	492.025	564.058	17.505	546	27.496	33.053	2.984	4.199	2.341
2013	537.684	584.032	17.224	448	26.956	38.634	3.376	3.866	2.334
2014	399.225	537.237	16.649	430	20.128	25.148	3.382	3.783	2.385
2015	495.819	611.940	11.559	548	21.112	22.152	2.248	4.328	2.469
2016	466.157	557.291	5.143	809	21.586	23.924	1.060	5.533	2.347
2017	435.906	525.397	4.639	387	20.133	21.963	969	3.585	1.686
2018	386.134	514.407	4.906	410	18.462	19.166	1.027	3.691	1.137
2019	354.625	444.928	5.095	895	20.966	18.461	1.132	6.343	1.428
2020	363.755	483.357	5.177	672	18.882	19.183	1.205	5.269	3.426
2021	418.186	476.188	6.153	284	18.464	20.958	1.457	3.581	1.270
2022	343.025	460.923	7.550	470	30.895	16.818	1.462	4.774	1.395