

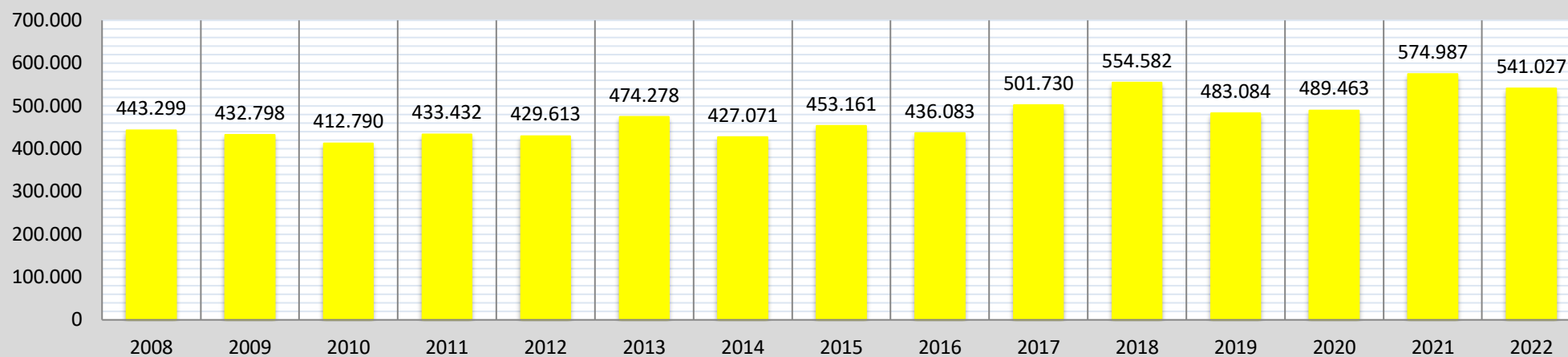
Schuldatenblatt

Energieverbrauch und -kosten

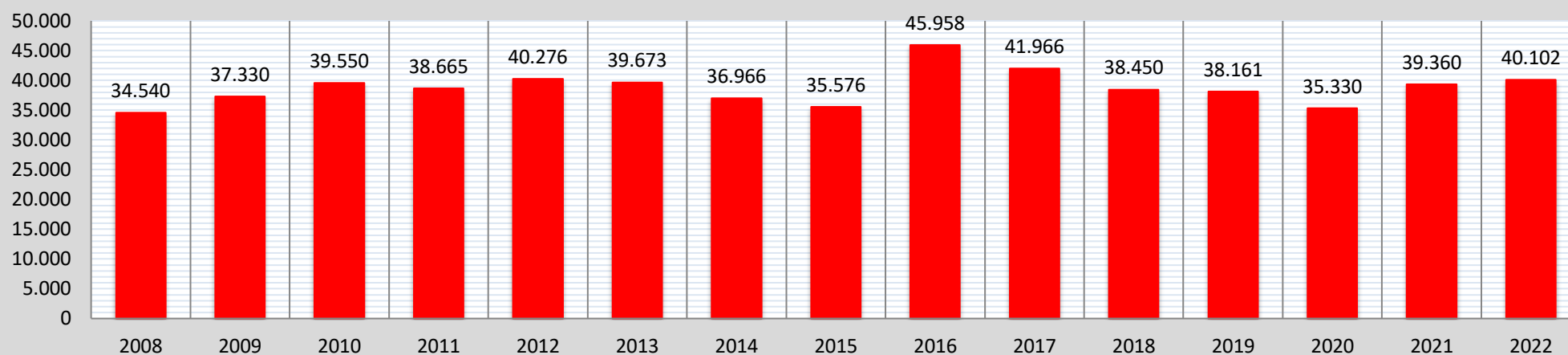


Schule	Rehbergschule	Schul-Nr.	20-1
Straße, Nr.	Ringstraße 59		
Stadt	64380 Roßdorf		
Schulform(en)	Grundschule		

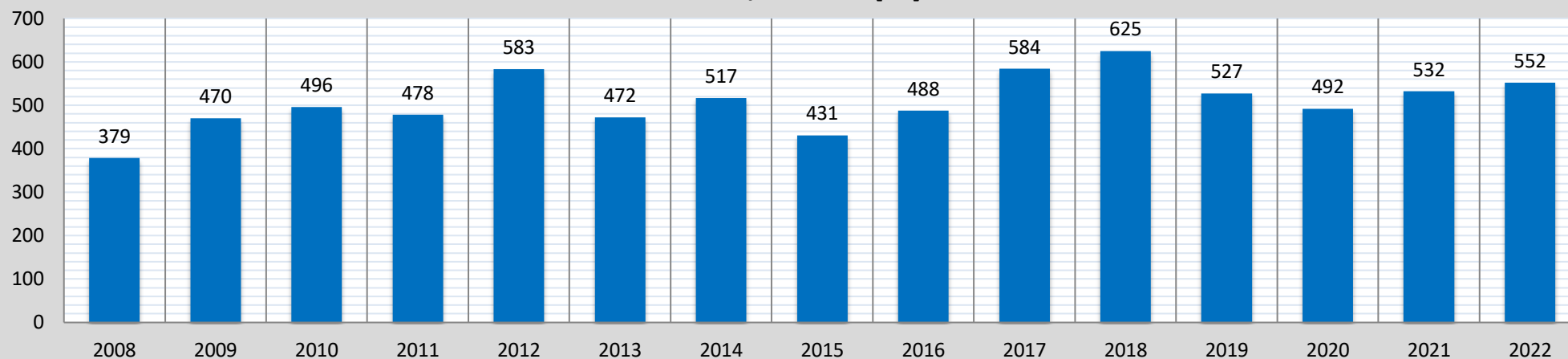
Wärme (witterungsber.)[kWh]



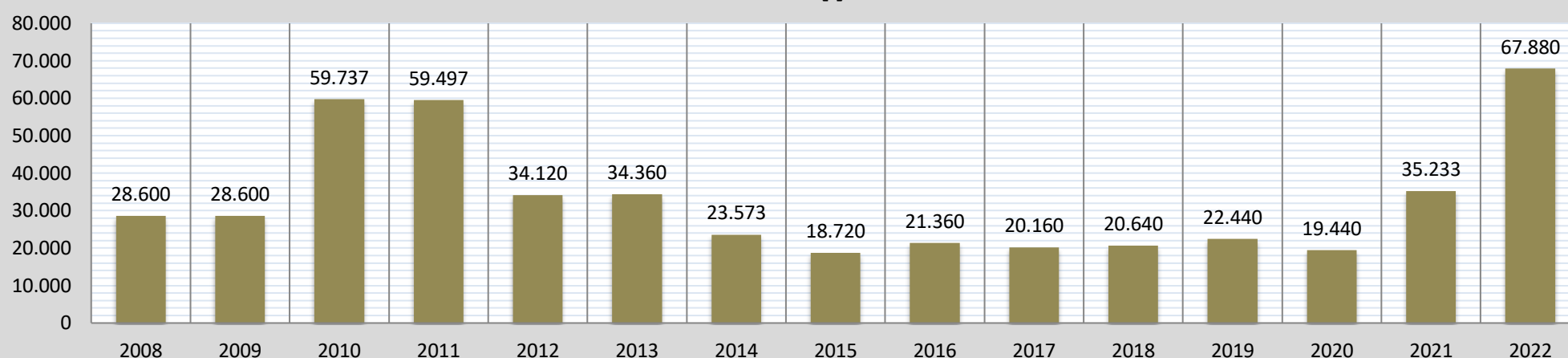
Strom [kWh]



Wasser / Abwasser [m³]



Abfall [l]



Jahr	Verbrauch					Kosten			
	Wärme		Strom [kWh]	Wasser/ Abwasser [m³]	Abfall [l]	Wärme [EUR]	Strom [EUR]	Wasser/ Abwasser [EUR]	Abfall [EUR]
	gemessen [kWh]	witterungsber. [kWh]							
2008	373.430	443.299	34.540	379	28.600	25.851	7.031	1.561	3.024
2009	357.330	432.798	37.330	470	28.600	27.266	7.803	2.063	2.958
2010	404.300	412.790	39.550	496	59.737	24.383	7.017	2.687	5.444
2011	333.640	433.432	38.665	478	59.497	25.623	8.361	2.622	5.411
2012	374.750	429.613	40.276	583	34.120	33.997	9.008	3.003	3.698
2013	436.640	474.278	39.673	472	34.360	40.454	9.782	2.600	3.722
2014	317.360	427.071	36.966	517	23.573	29.725	8.966	2.872	2.971
2015	367.170	453.161	35.576	431	18.720	18.153	8.197	2.553	2.603
2016	364.770	436.083	45.958	488	21.360	19.407	10.627	2.094	3.030
2017	416.270	501.730	41.966	584	20.160	20.998	10.106	2.520	2.729
2018	416.290	554.582	38.450	625	20.640	17.604	9.060	2.847	2.765
2019	385.050	483.084	38.161	527	22.440	18.254	9.397	2.421	3.339
2020	368.350	489.463	35.330	492	19.440	15.872	8.981	2.242	3.083
2021	504.950	574.987	39.360	532	35.233	24.649	10.052	2.275	3.690
2022	402.640	541.027	40.102	552	67.880	18.936	8.399	2.356	5.835

Maßnahmen (Jahr der Fertigstellung)

2017 Inbetriebnahme Mensa