

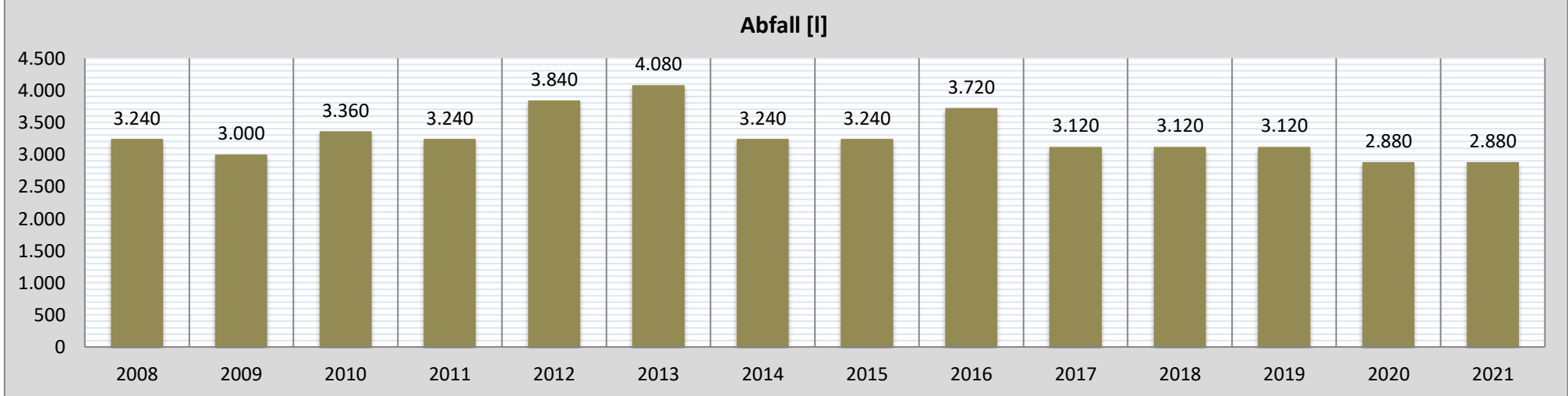
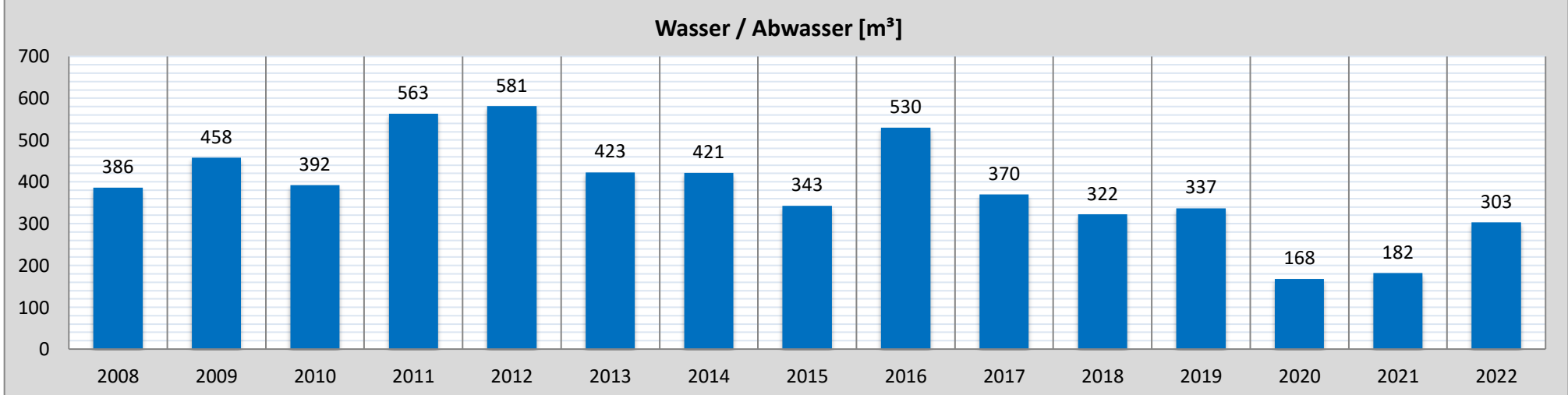
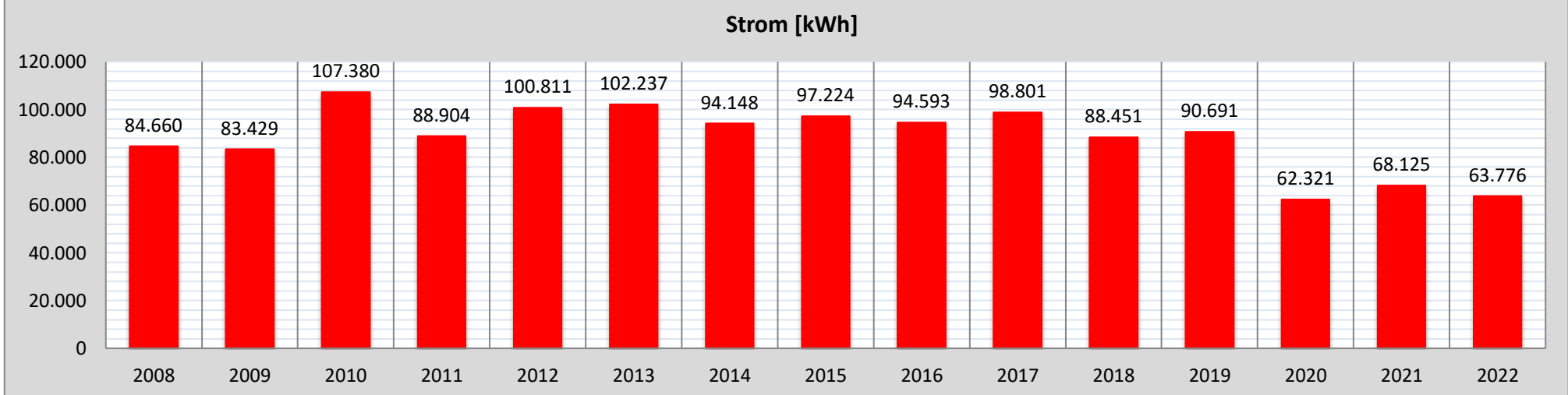
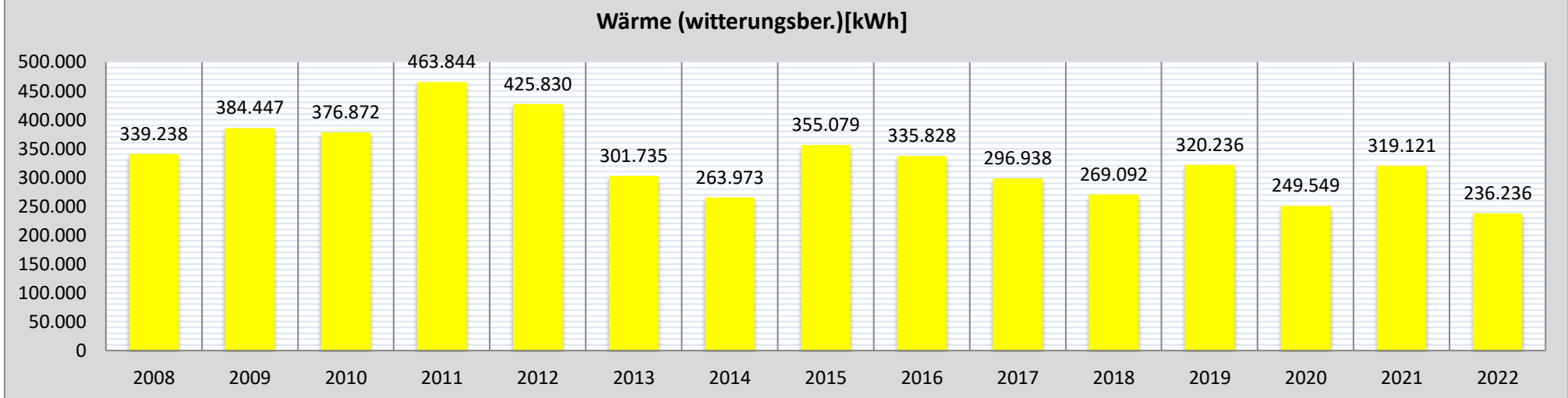
Schuldatenblatt

Energieverbrauch und -kosten



Schule	Schlossgartenhalle
Straße, Nr.	
Stadt	
Schulform(en)	

Schul-Nr. 4-03



Jahr	Verbrauch					Kosten			
	Wärme		Strom [kWh]	Wasser/ Abwasser [m³]	Abfall [l]	Wärme [EUR]	Strom [EUR]	Wasser/ Abwasser [EUR]	Abfall [EUR]
	gemessen [kWh]	witterungsber. [kWh]							
2008	285.770	339.238	84.660	386	3.240	20.158	11.903	1.922	343
2009	317.410	384.447	83.429	458	3.000	23.543	13.310	2.281	310
2010	369.120	376.872	107.380	392	3.360	22.642	14.944	2.627	305
2011	357.050	463.844	88.904	563	3.240	27.075	15.487	3.297	297
2012	371.450	425.830	100.811	581	3.840	33.082	17.824	3.368	356
2013	277.790	301.735	102.237	423	4.080	26.163	20.573	2.839	391
2014	196.160	263.973	94.148	421	3.240	17.999	19.527	2.846	301
2015	287.700	355.079	97.224	343	3.240	14.927	19.635	2.737	303
2016	280.910	335.828	94.593	530	3.720	16.236	20.270	3.589	326
2017	246.360	296.938	98.801	370	3.120	12.676	21.149	2.643	210
2018	201.991	269.092	88.451	322	3.120	8.837	19.207	2.398	207
2019	255.240	320.236	90.691	337	3.120	12.310	21.323	2.257	518
2020	187.800	249.549	62.321	168	2.880	8.269	15.966	1.499	461
2021	280.250	319.121	68.125	182	2.880	14.003	17.464	1.608	461
2022	175.810	236.236	63.776	303	2.880	8.194	14.491	2.269	518