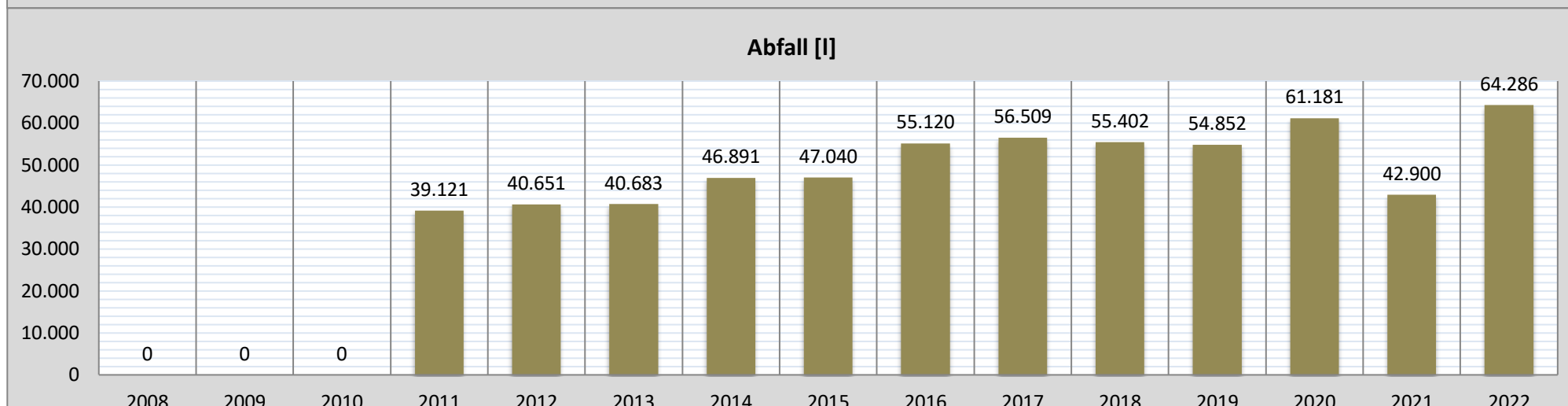
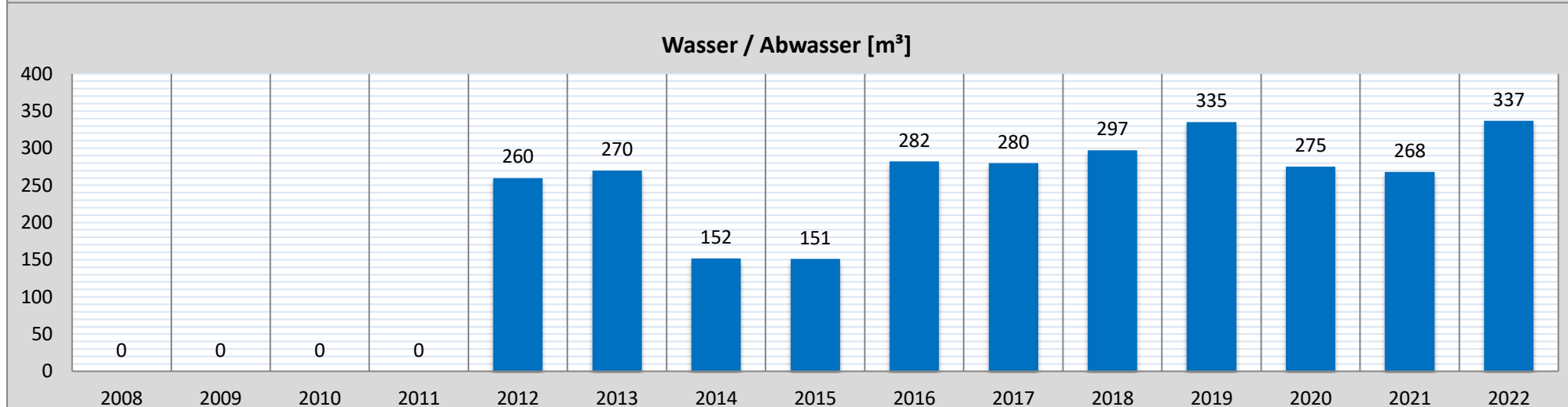
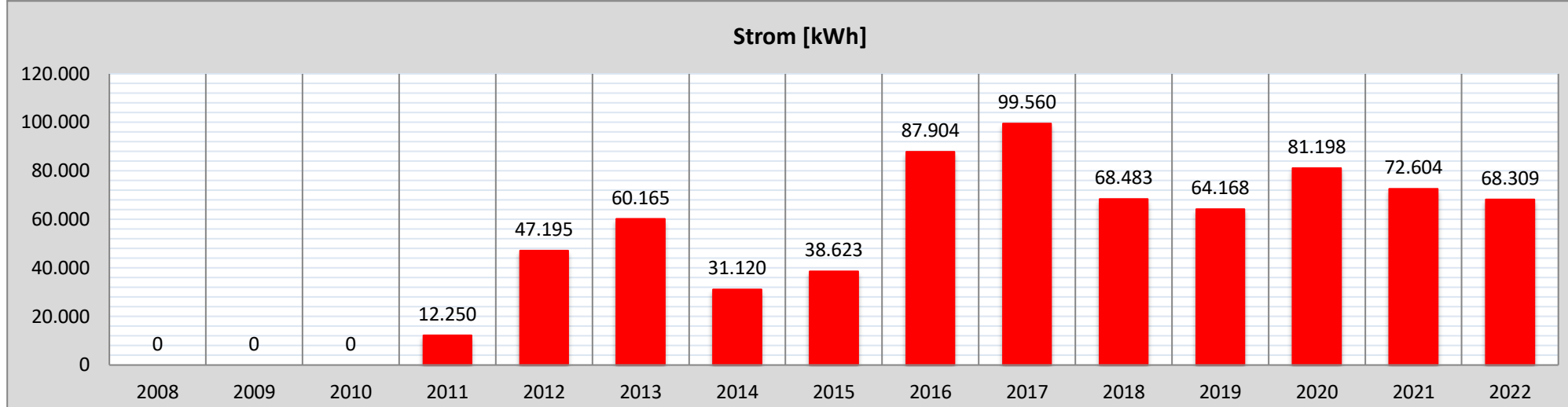
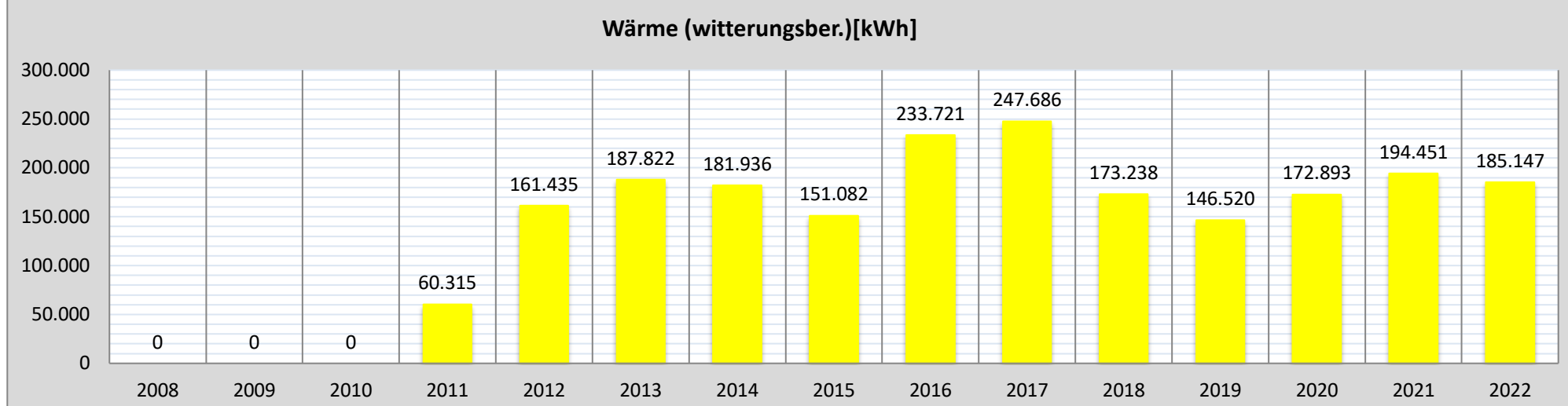


Schuldatenblatt

Energieverbrauch und -kosten



Schule	Gutenbergschule, neu	Schul-Nr.	4-1
Straße, Nr.	Am Wall 18		
Stadt	64807 Dieburg		
Schulform(en)	Grundschule		



Jahr	Verbrauch					Kosten			
	Wärme		Strom [kWh]	Wasser/ Abwasser [m³]	Abfall [l]	Wärme [EUR]	Strom [EUR]	Wasser/ Abwasser [EUR]	Abfall [EUR]
	gemessen [kWh]	witterungsber. [kWh]							
2008	0	0	0	0	0	0	0	0	0
2009	0	0	0	0	0	0	0	0	0
2010	0	0	0	0	0	0	0	0	0
2011	46.428	60.315	12.250	0	39.121	3.946	2.647	0	3.501
2012	140.819	161.435	47.195	260	40.651	12.251	10.548	1.327	3.638
2013	172.917	187.822	60.165	270	40.683	16.254	12.999	1.621	3.641
2014	135.198	181.936	31.120	152	46.891	11.492	7.607	942	4.764
2015	122.413	151.082	38.623	151	47.040	5.998	8.903	1.032	4.668
2016	195.501	233.721	87.904	282	55.120	11.730	18.895	1.637	4.988
2017	205.497	247.686	99.560	280	56.509	10.460	21.418	1.483	3.937
2018	130.039	173.238	68.483	297	55.402	6.112	15.479	1.519	3.860
2019	116.782	146.520	64.168	335	54.852	5.314	15.517	1.775	4.095
2020	130.112	172.893	81.198	275	61.181	6.284	19.188	1.498	4.872
2021	170.766	194.451	72.604	268	42.900	9.426	18.506	1.627	3.416
2022	137.789	185.147	68.309	337	64.286	6.794	15.580	1.894	5.356

Maßnahmen (Jahr der Fertigstellung)
 2014 - 2015 Teilauslagerung wegen Sanierung