

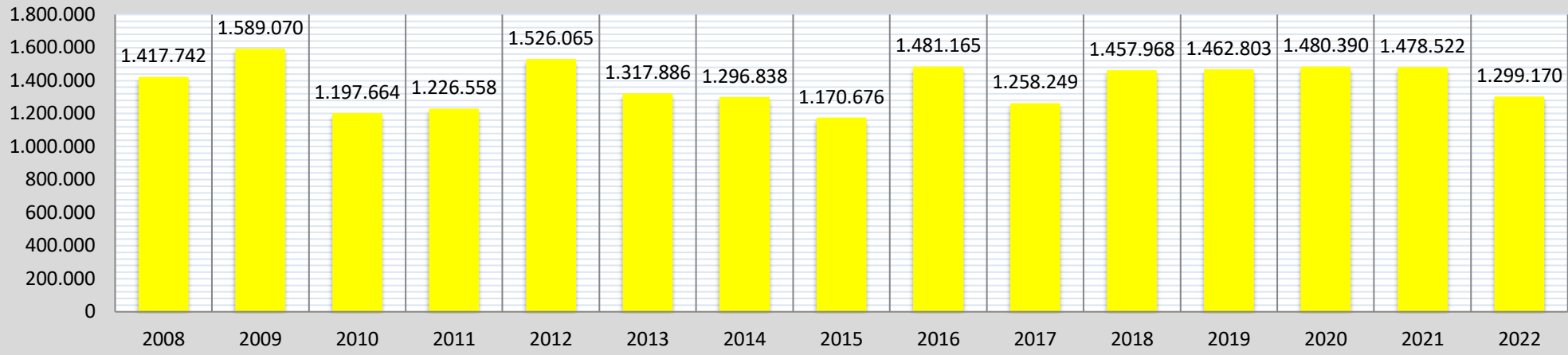
Schuldatenblatt

Energieverbrauch und -kosten

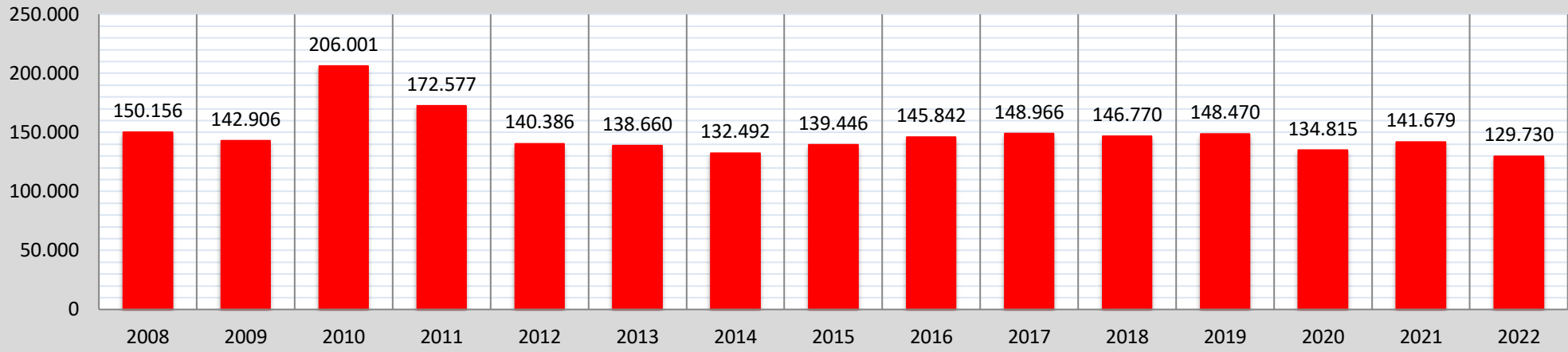


Schule	Goetheschule	Schul-Nr.	4-3
Straße, Nr.	Goethestraße 10 - 14		
Stadt	64807 Dieburg		
Schulform(en)	Schulformbezogene Kooperative Gesamtschule (Sek. I)		

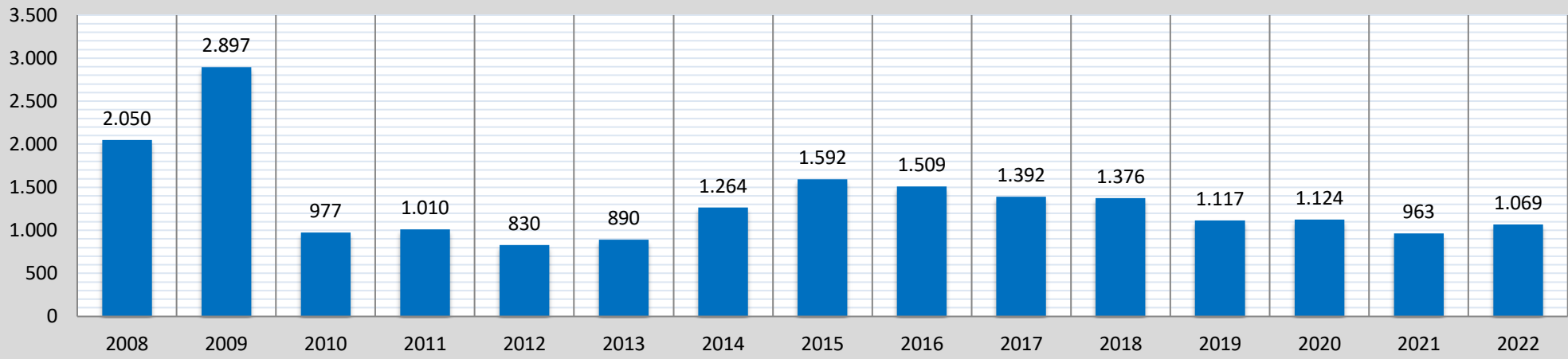
Wärme (witterungsber.)[kWh]



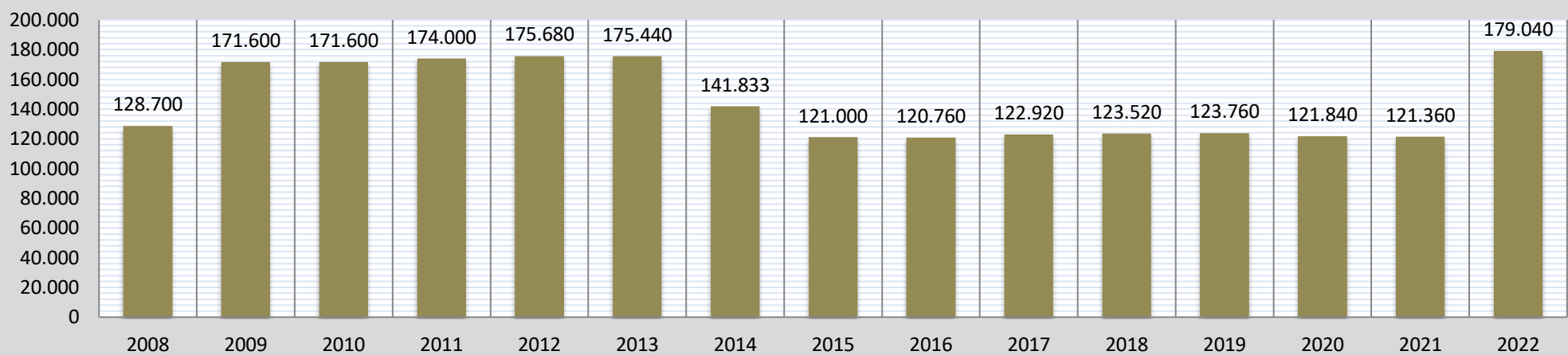
Strom [kWh]



Wasser / Abwasser [m³]



Abfall [l]



Jahr	Verbrauch					Kosten			
	Wärme		Strom [kWh]	Wasser/ Abwasser [m³]	Abfall [l]	Wärme [EUR]	Strom [EUR]	Wasser/ Abwasser [EUR]	Abfall [EUR]
	gemessen [kWh]	witterungsber. [kWh]							
2008	1.194.290	1.417.742	150.156	2.050	128.700	81.752	20.075	10.209	13.608
2009	1.311.980	1.589.070	142.906	2.897	171.600	63.222	22.686	14.427	17.749
2010	1.173.030	1.197.664	206.001	977	171.600	69.835	28.304	6.885	15.590
2011	944.160	1.226.558	172.577	1.010	174.000	72.915	29.464	6.448	15.973
2012	1.331.180	1.526.065	140.386	830	175.680	118.623	24.098	5.743	16.269
2013	1.213.300	1.317.886	138.660	890	175.440	146.230	27.156	6.076	16.792
2014	963.690	1.296.838	132.492	1.264	141.833	63.737	27.007	7.759	13.175
2015	948.530	1.170.676	139.446	1.592	121.000	48.346	26.900	9.522	11.321
2016	1.238.950	1.481.165	145.842	1.509	120.760	65.821	29.822	8.384	10.685
2017	1.043.930	1.258.249	148.966	1.392	122.920	52.278	30.939	7.354	8.491
2018	1.094.406	1.457.968	146.770	1.376	123.520	45.764	30.304	7.017	8.527
2019	1.165.910	1.462.803	148.470	1.117	123.760	54.378	32.573	6.192	9.029
2020	1.114.080	1.480.390	134.815	1.124	121.840	47.270	31.261	6.711	9.346
2021	1.298.430	1.478.522	141.679	963	121.360	62.652	32.925	5.792	9.253
2022	966.860	1.299.170	129.730	1.069	179.040	44.537	27.305	6.371	14.058
Maßnahmen (Jahr der Fertigstellung)									
2010-2011 Containernutzung									