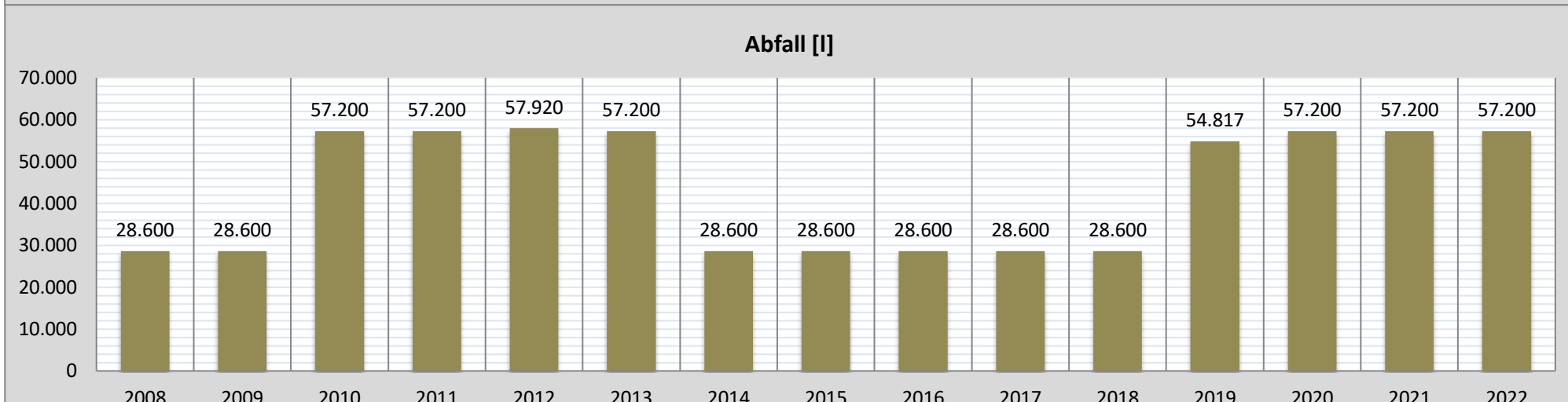
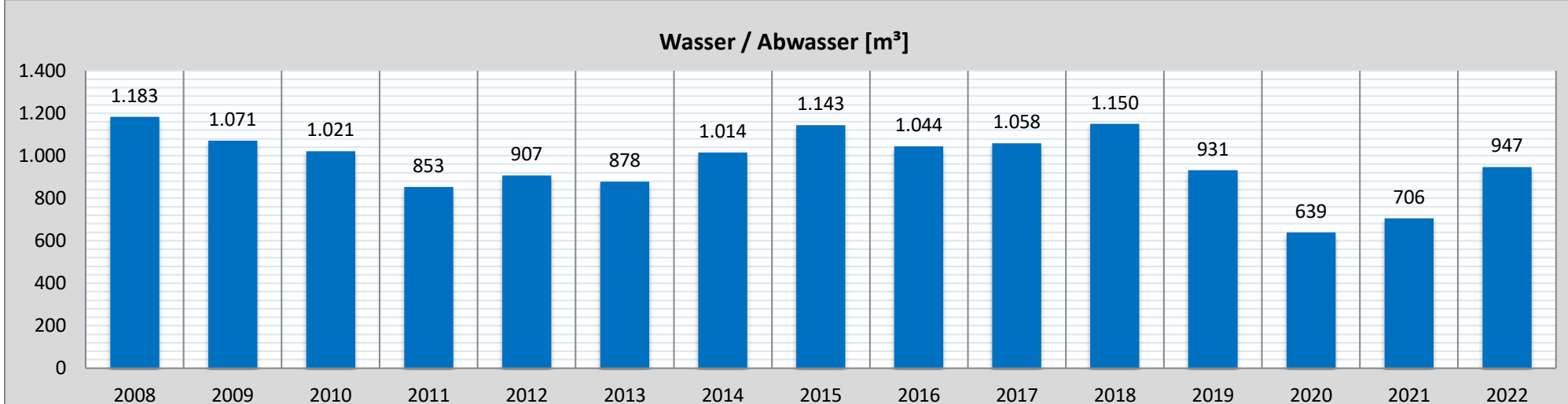
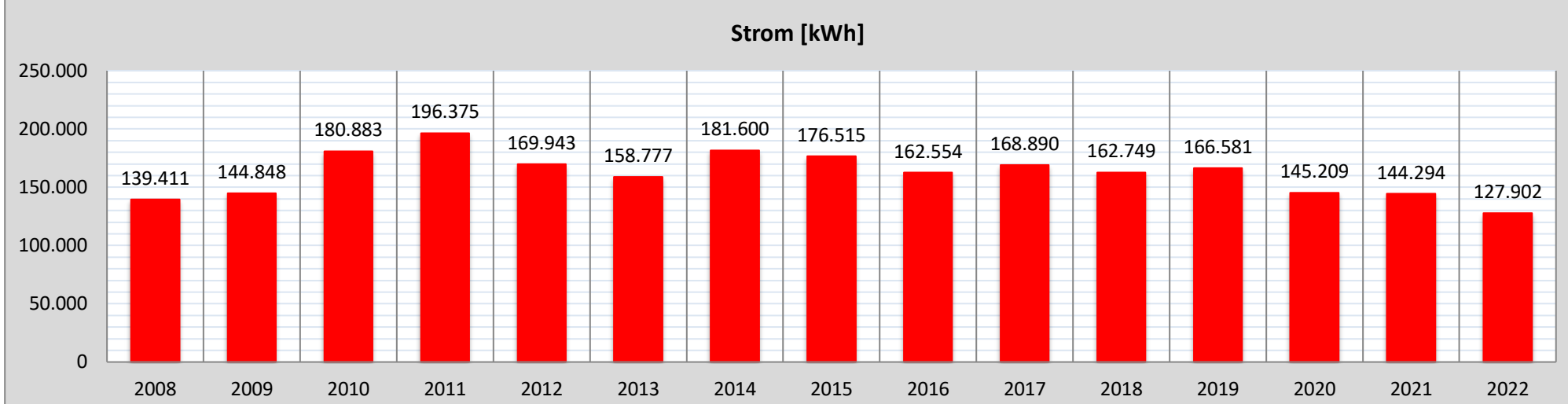
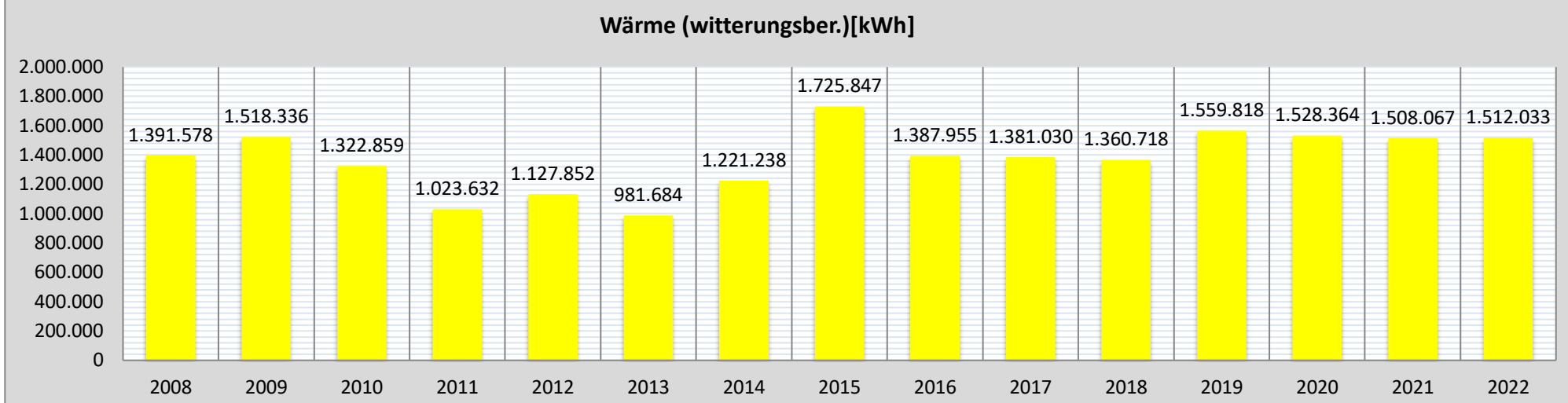


Schuldatenblatt

Energieverbrauch und -kosten



Schule	Alfred-Delp-Schule	Schul-Nr.	4-4
Straße, Nr.	Auf der Leer 10		
Stadt	64807 Dieburg		
Schulform(en)	Oberstufengymnasium (Sek. II)		



Jahr	Verbrauch					Kosten			
	Wärme		Strom [kWh]	Wasser/ Abwasser [m³]	Abfall [l]	Wärme [EUR]	Strom [EUR]	Wasser/ Abwasser [EUR]	Abfall [EUR]
	gemessen [kWh]	witterungsber. [kWh]							
2008	1.172.250	1.391.578	139.411	1.183	28.600	79.386	18.339	5.891	3.024
2009	1.253.580	1.518.336	144.848	1.071	28.600	87.927	22.710	5.334	2.958
2010	1.295.650	1.322.859	180.883	1.021	57.200	76.807	23.203	5.489	5.119
2011	787.955	1.023.632	196.375	853	57.200	66.976	31.690	4.831	5.119
2012	983.821	1.127.852	169.943	907	57.920	85.592	28.625	5.043	5.254
2013	903.778	981.684	158.777	878	57.200	84.955	30.471	5.116	5.119
2014	907.511	1.221.238	181.600	1.014	28.600	77.138	36.088	5.715	3.162
2015	1.398.353	1.725.847	176.515	1.143	28.600	68.519	33.208	6.972	3.162
2016	1.160.983	1.387.955	162.554	1.044	28.600	69.659	32.397	6.409	2.974
2017	1.145.798	1.381.030	168.890	1.058	28.600	58.321	34.216	5.927	2.391
2018	1.021.407	1.360.718	162.749	1.150	28.600	48.006	33.144	6.155	2.391
2019	1.243.235	1.559.818	166.581	931	54.817	56.567	35.813	6.042	3.736
2020	1.150.184	1.528.364	145.209	639	57.200	55.554	33.431	4.710	4.099
2021	1.324.376	1.508.067	144.294	706	57.200	73.106	33.503	5.168	4.099
2022	1.125.276	1.512.033	127.902	947	57.200	55.484	27.211	6.555	4.476

Maßnahmen (Jahr der Fertigstellung)

2008	Sanierung Wand und Fenster
2011	Anschluss ans Nahwärmenetz