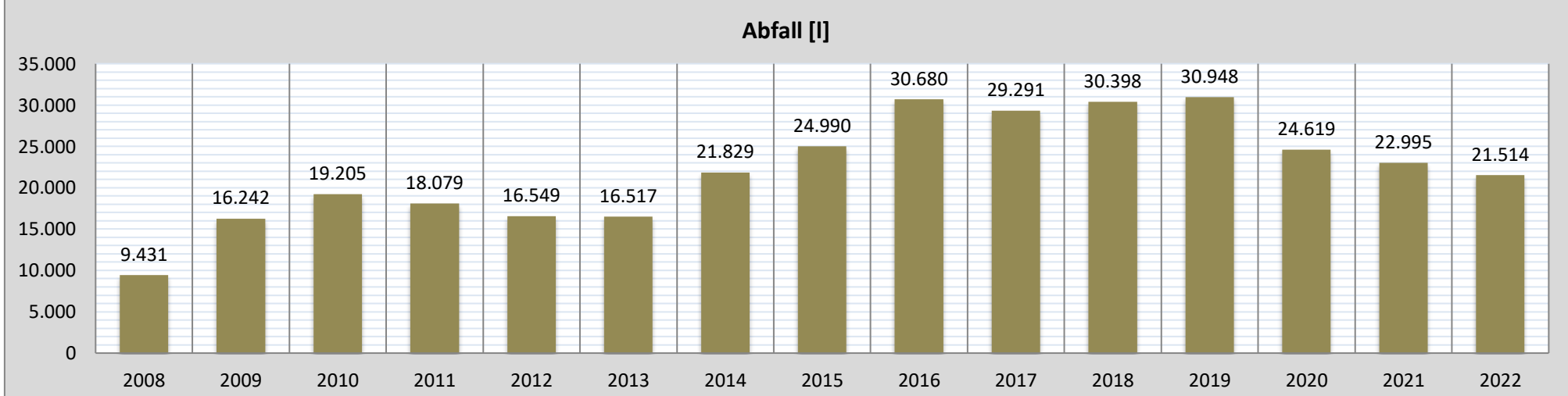
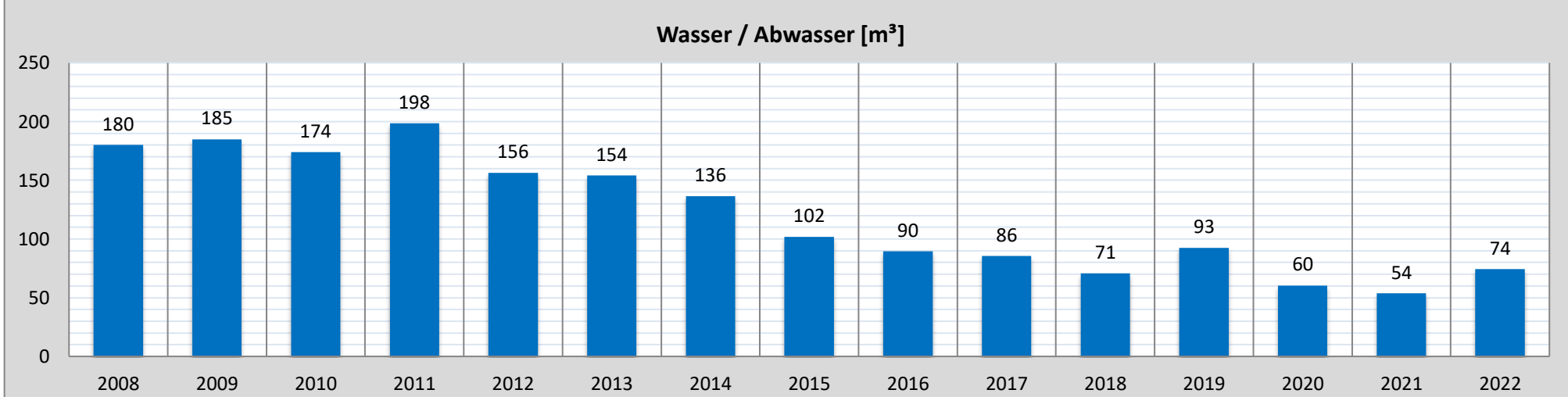
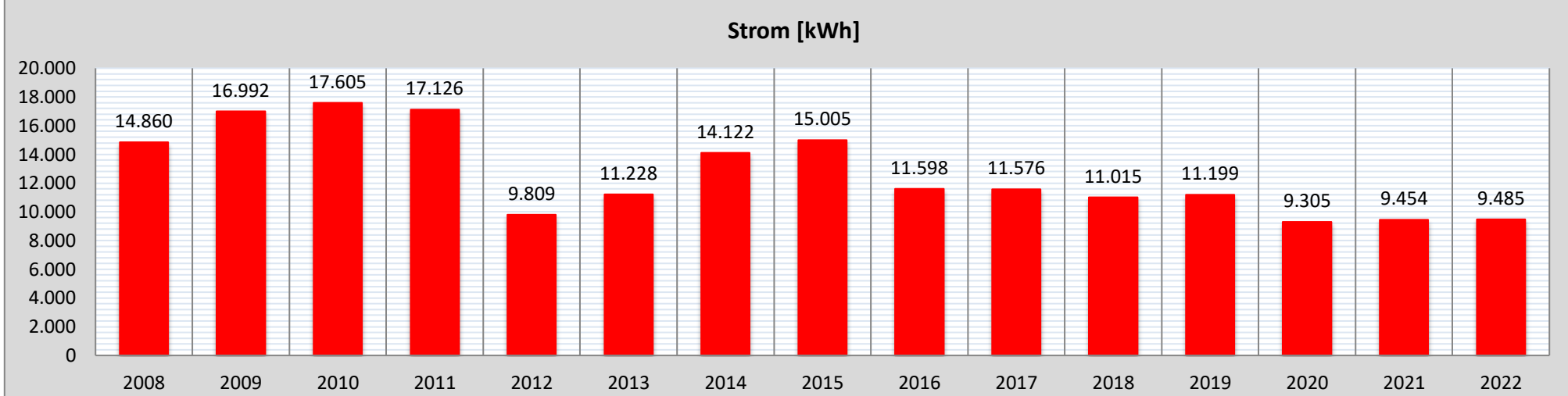
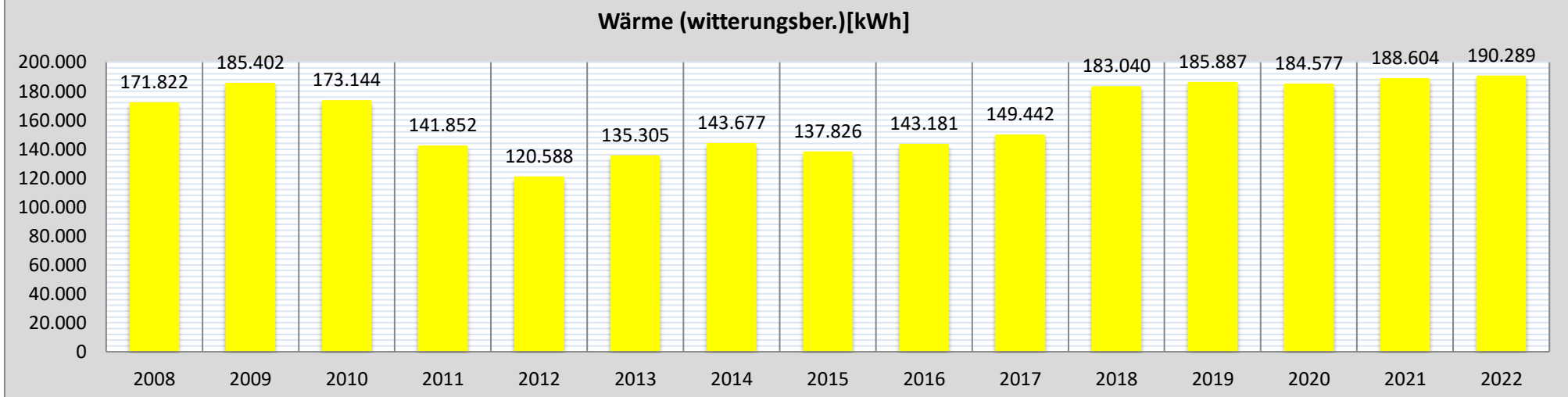


# Schuldatenblatt

## Energieverbrauch und -kosten



Schule	Anne-Frank-Schule	Schul-Nr.	4-6
Straße, Nr.	Am Wall 34		
Stadt	64807 Dieburg		
Schulform(en)	Schule für Lernhilfe		



Jahr	Verbrauch					Kosten			
	Wärme		Strom [kWh]	Wasser/ Abwasser [m³]	Abfall [l]	Wärme [EUR]	Strom [EUR]	Wasser/ Abwasser [EUR]	Abfall [EUR]
	gemessen [kWh]	witterungsber. [kWh]							
2008	144.741	171.822	14.860	180	9.431	10.712	2.102	896	997
2009	153.073	185.402	16.992	185	16.242	11.758	3.021	921	1.680
2010	169.583	173.144	17.605	174	19.205	10.808	2.545	761	1.733
2011	109.192	141.852	17.126	198	18.079	9.415	2.962	857	1.618
2012	105.188	120.588	9.809	156	16.549	9.986	1.910	692	1.481
2013	124.567	135.305	11.228	154	16.517	11.741	2.333	716	1.478
2014	106.768	143.677	14.122	136	21.829	10.127	3.023	648	2.218
2015	111.672	137.826	15.005	102	24.990	7.147	3.060	568	2.480
2016	119.767	143.181	11.598	90	30.680	6.158	2.550	502	2.776
2017	123.987	149.442	11.576	86	29.291	6.930	2.571	438	2.041
2018	137.397	183.040	11.015	71	30.398	6.458	2.417	368	2.118
2019	148.159	185.887	11.199	93	30.948	6.741	2.620	485	2.310
2020	138.905	184.577	9.305	60	24.619	6.709	2.375	341	1.960
2021	165.631	188.604	9.454	54	22.995	9.143	2.550	324	1.831
2022	141.616	190.289	9.485	74	21.514	6.983	2.363	432	1.792