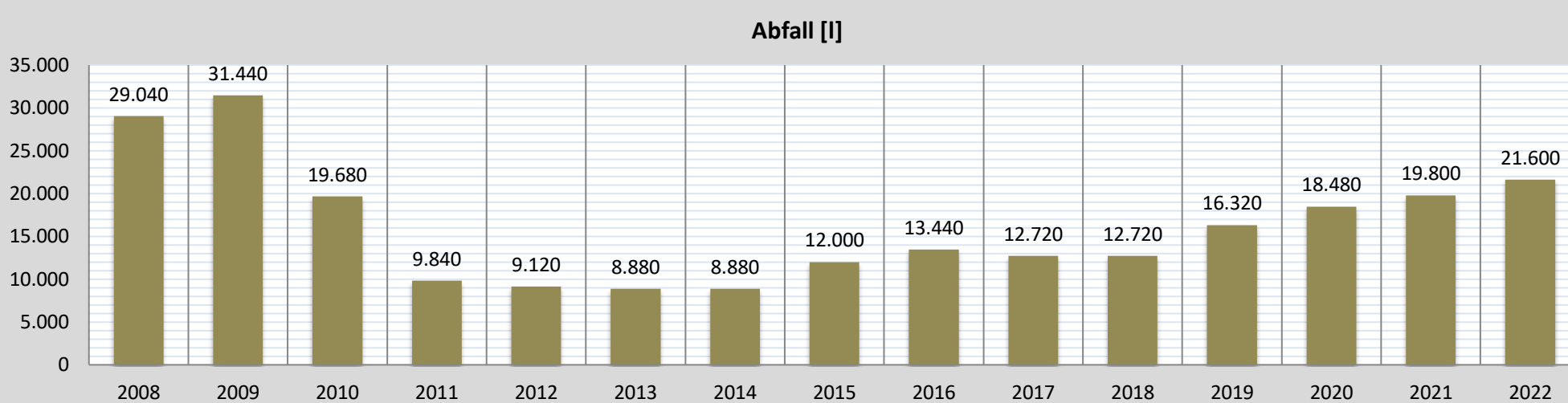
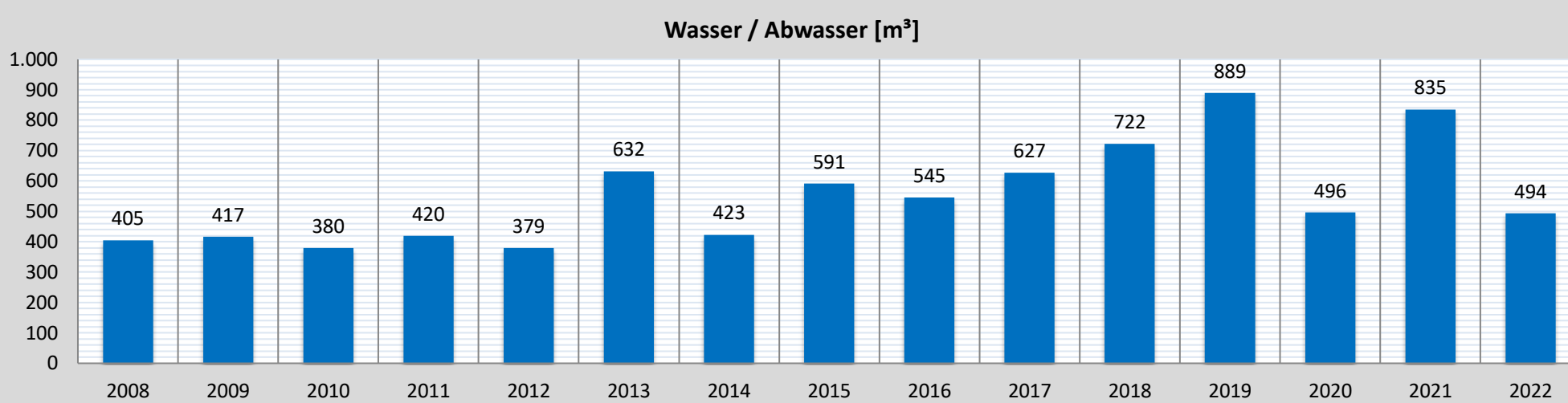
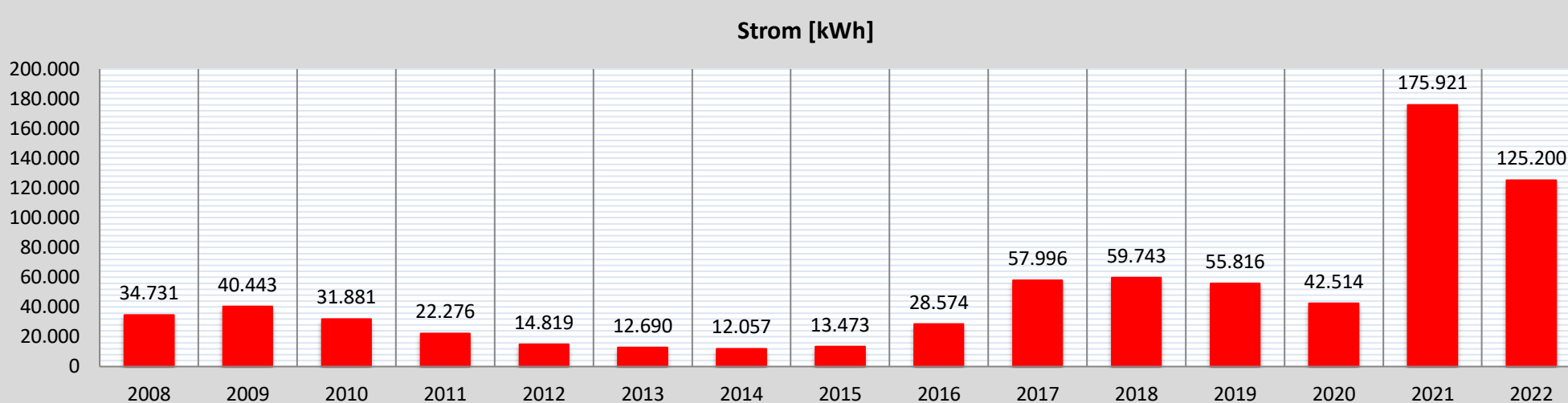
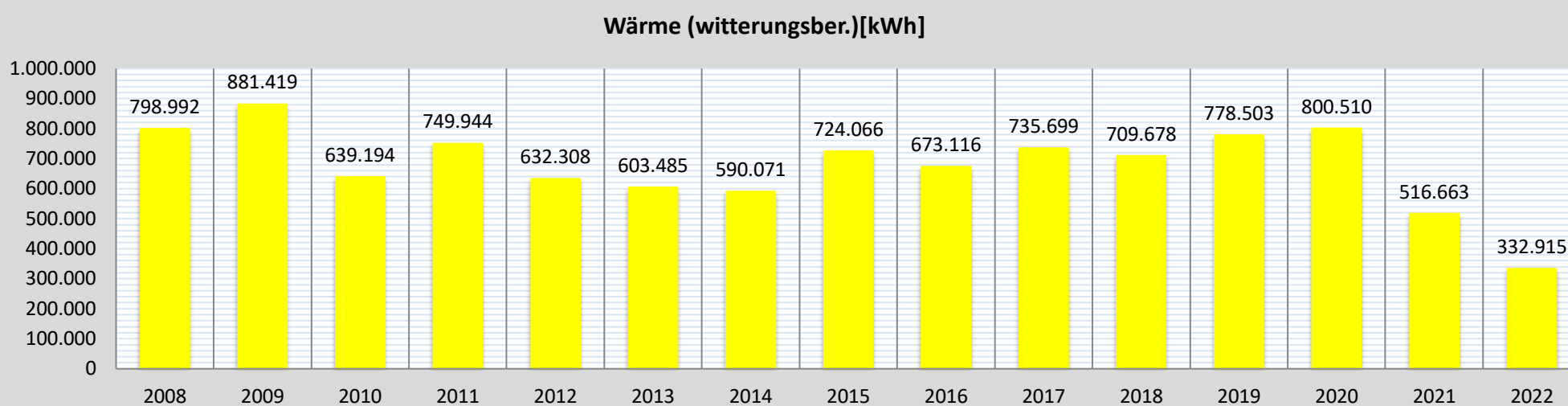


Schuldatenblatt

Energieverbrauch und -kosten



Schule	Carlo-Mierendorff-Schule	Schul-Nr.	8-3
Straße, Nr.	Am Schwimmbad 10		
Stadt	64347 Griesheim		
Schulform(en)	Grundschule		



Jahr	Verbrauch					Kosten			
	Wärme		Strom	Wasser/ Abwasser	Abfall	Wärme	Strom	Wasser/ Abwasser	Abfall
	gemessen [kWh]	witterungsber. [kWh]							
2008	673.062	798.992	34.731	405	29.040	48.944	1.530	1.802	3.071
2009	727.724	881.419	40.443	417	31.440	53.940	1.363	1.935	3.252
2010	626.047	639.194	31.881	380	19.680	40.125	1.260	2.167	3.169
2011	577.279	749.944	22.276	420	9.840	45.980	936	2.113	1.584
2012	551.560	632.308	14.819	379	9.120	53.037	943	1.890	1.459
2013	555.593	603.485	12.690	632	8.880	55.147	1.103	2.474	1.421
2014	438.486	590.071	12.057	423	8.880	42.281	1.107	1.816	1.420
2015	586.668	724.066	13.473	591	12.000	31.406	1.153	2.353	1.920
2016	563.041	673.116	28.574	545	13.440	32.511	1.062	1.778	2.016
2017	610.386	735.699	57.996	627	12.720	32.050	16.343	1.988	1.781
2018	532.712	709.678	59.743	722	12.720	23.511	14.198	2.355	2.016
2019	620.496	778.503	55.816	889	16.320	31.844	13.891	3.261	2.448
2020	602.430	800.510	42.514	496	18.480	26.591	10.875	1.924	2.940
2021	453.731	516.663	175.921	835	19.800	22.611	45.033	2.922	3.089
2022	247.760	332.915	125.200	494	21.600	38.179	26.274	1.864	3.694

Maßnahmen (Jahr der Fertigstellung)
 2021 Auslagerung der Schule in strombeheiztes Interimsgebäude